


# State of West Virginia

## Consolidated Annual Performance and Evaluation Report

### Draft for Public Comment



**Program Year 2016**

**July 1, 2016 – June 30, 2017**

## **CR-05 - Goals and Outcomes**

### **Progress the jurisdiction has made in carrying out its strategic plan and its action plan. 91.520(a)**

This could be an overview that includes major initiatives and highlights that were proposed and executed throughout the program year.

To facilitate planned improvements to the quality of life and to strengthen and expand the State's economic base for all West Virginia residents and communities, funds provided through the U.S. Department of Housing and Urban Development (HUD) were utilized to address the housing, community development and homelessness needs described in the strategies, priority needs, and objectives outlined in the State's 2015-2019 Consolidated Five-Year Plan.

This Comprehensive Annual Performance Evaluation Report (CAPER) is prepared as a collaborative effort of three agencies: The West Virginia Development Office (WVDO) is responsible for the Community Development Block Grant (CDBG) program, the Emergency Solutions Grant program (ESG), and the Housing Opportunities for Persons with AIDS program (HOPWA). The West Virginia Housing Development Fund (WVHDF) is responsible for the Home Investment Partnerships Program.

As required by 24 CFR 570.91.320(b), the State of West Virginia submitted its 2015-2019 Consolidated Five-Year Plan on May 15, 2015, and its Program Year 2016 Annual Action Plan to HUD on May 09, 2016. The data provided in this CAPER provides a review of the uses and accomplishments associated with PY2016 funding. The purpose of this report is to provide a summary of the State's method of distributing funds to local governments and organizations to carry out activities (or the activities to be undertaken by the State) using funds that were received under formula allocations, and other HUD assistance received during the program year, including program income.

This report details the specific uses of PY2016 funds. Future allocations are subject to change. The State has made progress in meeting the objectives outlined in the 2015-2019 Consolidated Five-Year Plan and will continue to dedicate program funds to support these objectives.

### **Comparison of the proposed versus actual outcomes for each outcome measure submitted with the consolidated plan and explain, if applicable, why progress was not made toward meeting goals and objectives. 91.520(g)**

Categories, priority levels, funding sources and amounts, outcomes/objectives, goal outcome indicators, units of measure, targets, actual outcomes/outputs, and percentage completed for each of the grantee's program year goals.

Goal	Category	Source / Amount	Indicator	Unit of Measure	Expected – Strategic Plan	Actual – Strategic Plan	Percent Complete	Expected – Program Year	Actual – Program Year	Percent Complete
Development of Public Infrastructure	Non-Housing Community Development	CDBG: \$	Public Facility or Infrastructure Activities for Low/Moderate Income Housing Benefit	Households Assisted	7500	3148	41.97%	1500	1646	109.73%
Enhance the quality of housing	Affordable Housing	HOME: \$ / Housing Trust Fund: \$	Rental units rehabilitated	Household Housing Unit	50	0	0.00%			
ESG ReHousing and Prevention Goal 1	Homeless Non-Homeless Special Needs	ESG: \$	Tenant-based rental assistance / Rapid Rehousing	Households Assisted	300	0	0.00%	300	0	0.00%
ESG ReHousing and Prevention Goal 1	Homeless Non-Homeless Special Needs	ESG: \$	Homelessness Prevention	Persons Assisted	100	0	0.00%	100	0	0.00%
ESG Shelter Goal 2	Affordable Housing Homeless Non-Homeless Special Needs	ESG: \$	Homeless Person Overnight Shelter	Persons Assisted	1700	0	0.00%	1700	0	0.00%
Increase affordable, accessible housing	Affordable Housing	HOME: \$	Homeowner Housing Added	Household Housing Unit	3	0	0.00%			

Increase the supply of affordable housing	Affordable Housing	HOME: \$ / Housing Trust Fund: \$	Rental units constructed	Household Housing Unit	53	0	0.00%			
Increase the supply of affordable housing	Affordable Housing	HOME: \$ / Housing Trust Fund: \$	Rental units rehabilitated	Household Housing Unit	50	0	0.00%			
Increase the supply of affordable housing	Affordable Housing	HOME: \$ / Housing Trust Fund: \$	Other	Other	10	0	0.00%			
Local Community Development	Affordable Housing	HOME: \$3588720 / Housing Trust Fund: \$3000000	Rental units constructed	Household Housing Unit	0	0		53	39	73.58%
Local Community Development	Affordable Housing	HOME: \$3588720 / Housing Trust Fund: \$3000000	Rental units rehabilitated	Household Housing Unit	0	0		50	119	238.00%
Local Community Development	Affordable Housing	HOME: \$3588720 / Housing Trust Fund: \$3000000	Homeowner Housing Added	Household Housing Unit	0	0		12	0	0.00%

Local Community Development	Affordable Housing	HOME: \$3588720 / Housing Trust Fund: \$3000000	Homeowner Housing Rehabilitated	Household Housing Unit	0	0		25	1	4.00%
Local Community Development	Affordable Housing	HOME: \$3588720 / Housing Trust Fund: \$3000000	Direct Financial Assistance to Homebuyers	Households Assisted	0	0		20	11	55.00%
Local Community Development	Affordable Housing	HOME: \$3588720 / Housing Trust Fund: \$3000000	Other	Other	0	0		10	0	0.00%
Provide Suitable Living Environment HOPWA	Non-Homeless Special Needs	HOPWA: \$	Homelessness Prevention	Persons Assisted	240	0	0.00%	240	0	0.00%
Provide Suitable Living Environment HOPWA	Non-Homeless Special Needs	HOPWA: \$	HIV/AIDS Housing Operations	Household Housing Unit	7	0	0.00%	7	0	0.00%
Supporting homeownership opportunities	Affordable Housing	HOME: \$	Homeowner Housing Added	Household Housing Unit	14	11	78.57%			
Supporting homeownership opportunities	Affordable Housing	HOME: \$	Direct Financial Assistance to Homebuyers	Households Assisted	3	2	66.67%			

**Table 1 - Accomplishments – Program Year & Strategic Plan to Date**



**Assess how the jurisdiction’s use of funds, particularly CDBG, addresses the priorities and specific objectives identified in the plan, giving special attention to the highest priority activities identified.**

During Program Year 2016, the State awarded more than \$12 million in CDBG funds for 11 infrastructure projects. Approximately 1,025 households will receive new infrastructure services and over 1,800 households will directly receive improved infrastructure services. However, CDBG investments reach far beyond this goal. Overall, the public infrastructure systems serving approximately 12,000 households will be improved through these investments. The area-wide benefit within each community will reach an even larger number of residents based upon census data, with the total population of the census tracts and block groups served at approximately 23,000 people. 100-percent of the infrastructure-projects exceeded the 51% low- and moderate-income threshold. Funds committed to low- and moderate-income activities to date (exclusive of administration) total \$11,844,740.

CDBG projects will address the serious and adverse health and environmental effects of inadequate, aging or non-existent infrastructure systems. New projects included a water system rehabilitation project in the Town of Chapmanville, a sewer system upgrade in Colfax; an unincorporated community within Marion County, as well as other projects that will provide new and improved services. Left unaddressed, these existing conditions can deteriorate, causing significant hazards to individual health and safety, and substantial environmental degradation. Similarly, the lack of basic services is a barrier to the development of suitable living environments. This poses numerous social and economic obstacles, particularly among vulnerable populations. Therefore, these projects remained the highest priority for CDBG funding.

To facilitate planned improvements to the quality of life and to strengthen and expand the economic base for all West Virginia residents, State CDBG funds may be used to:

- Support local government efforts to provide affordable infrastructure systems to strengthen the foundations for economic growth and alleviate conditions that affect environmental quality, public health, or welfare.
- Support local community development efforts to assist low- to moderate-income citizens to achieve an improved quality of life by supporting locally developed strategies to protect, maintain, and expand access to facilities and services; and to revitalize deteriorating downtown and residential neighborhood areas.
- Support job creation or retention efforts.

Consistent with these State objectives, CDBG funds may be granted to eligible units of general local government to fulfill one of the three National Objectives:

- To benefit low- and moderate-income persons;
- To prevent or eliminate slums or blight;
- To meet an urgent need that poses a serious and immediate threat to the health or welfare of the community where other financial resources are not available.

The demand for funding in the CDBG, HOME, ESG and HOPWA programs far exceeds the amount of funds available in all programs. As a result, each program remains extremely competitive. It is not uncommon for applications for the same projects to be submitted for several consecutive years. Projects are implemented to assist in the development of viable communities in low- to moderate-income areas. Each investment of program funding helps to develop decent housing, create a suitable living environment and promote expanded economic opportunities. The CDBG, HOME, HTF, ESG and HOPWA program requirements are enforced to ensure compliance with the 2015-2019 Consolidated Five-Year Plan and all applicable regulations, policies, and guidelines.



## **CR-10 - Racial and Ethnic composition of families assisted**

**Describe the families assisted (including the racial and ethnic status of families assisted).**

**91.520(a)**

**Table 2 – Table of assistance to racial and ethnic populations by source of funds**

### **Narrative**

Federal regulations for CDBG require that states report all accomplishments achieved for each activity in a program year, excluding planning and administration activities but including planning-only activities for State grantees. Complete information must be reported for each activity. These data are required to demonstrate national objective compliance and to account for the use of the CDBG funds. The data required for each activity are dependent on the activity's matrix code and national objective.

Direct beneficiary data is required for projects in which individuals apply for services based upon income. For these projects, the data will consist of actual recipients of service. Therefore, the data will not be available until the project is completed and the actual beneficiaries are known and reported to the State in a Final Performance Report. This requirement applies to job creation, home ownership, housing rehabilitation and other direct benefit activities.

The geographic area for the distribution of the programs included in this report includes the entire State, with the exception of the State's nine CDBG entitlement jurisdictions. State CDBG funds were not made available in entitlement jurisdictions, which include: Beckley, Charleston, Huntington, Martinsburg, Morgantown, Parkersburg, Vienna, Weirton, and Wheeling.

West Virginia is a predominately rural state of limited ethnic and racial diversity. According to the ACS 2011-2015 Five-Year Survey, West Virginia's total population of 1,851,420 consists of 155,374, or 8.4% total minority population. African American residents represent the largest minority group at 3.3% of the total population. In most rural West Virginia counties, White households represent the majority of households; however, certain census tracts and block groups are more diverse.

Minority household groups, such as African American, American Indian-Alaska Native, Asian, Pacific Islander and Hispanic households, are more concentrated in Gilmer (18.4%), Berkeley (12.2%), Jefferson (11.8%), Raleigh (11.7%) and Kanawha (11.3%) counties. McDowell, Monongalia, Cabell, Mercer, and Summers counties round out the top ten counties. Larger concentrations of minority household groups are located in entitlement jurisdictions, with the top five percentages found in Charleston (24.6%), Huntington (16.2%), Beckley (12.3%), Martinsburg (9.5%) and Morgantown (9.0%).

While the ethnic and racial characteristics of the rural areas of the State have remained consistent over

the years, there is a significant disparity in the social and economic characteristics of the rural areas. While the median income for a family of four in Jefferson and Putnam counties in 2016 was \$64,600 and \$57,800, respectively; the median income for a family of four in McDowell and Mingo Counties in 2016 was \$48,300 and \$49,300 respectively.

The gap between rural county family incomes and the more urban county family incomes has continued to widen, limiting both housing ownership opportunities and affordable rental housing opportunities for low-income families in West Virginia. In order to address the continued need and demand for safe, decent, and affordable housing, the WVHDF will target the use of HOME CHDO funds to the rural counties that have or limited access to established financial assistance programs. Similarly, CDBG funds are used to provide area-wide benefit to low- and moderate-income communities to the greatest extent possible.

## CR-15 - Resources and Investments 91.520(a)

### Identify the resources made available

Source of Funds	Source	Resources Made Available	Amount Expended During Program Year
CDBG	CDBG	12,520,351	9,588,462
HOME	HOME	6,157,396	9,467,174
HOPWA	HOPWA	351,515	
ESG	ESG	1,541,846	
Housing Trust Fund	Housing Trust Fund	3,000,000	0
Other	Other		

**Table 3 - Resources Made Available**

### Narrative

During the PY2016 program year, the State of West Virginia has utilized multiple sources of state, federal, local, and private funds to address the housing, community development and homelessness needs described in the 2015-2019 Consolidated Five-Year Plan.

Funding priorities were identified through a statewide effort of three public meetings, the analysis of secondary data, programmatic meetings to discuss community conditions, consultations with state and local housing and social service agencies, and the review of regional development plans. The resulting plan guides the allocation of available funding for projects which will:

- Support job creation or retention efforts.
- Support local government efforts to provide affordable infrastructure systems to strengthen the foundations for economic growth and alleviate conditions that affect environmental quality, public health, or welfare.
- Support local community development efforts to assist low- to moderate-income citizens to achieve an improved quality of life by supporting locally developed strategies to protect, maintain, and expand access to facilities, and services and to revitalize deteriorating downtown and residential neighborhood areas.
- Increase the supply of affordable rental housing.
- Supporting homeownership opportunities for low to moderate income first-time homebuyers.
- Increase affordable, accessible housing opportunities for persons with disabilities.
- Enhance the quality of housing for low to moderate income homeowners.
- Support local efforts to assure that households in a housing crisis are able to obtain and/or maintain housing stability.

All activities and projects funded by the programs included in this report have met an objective and outcome as listed below:

- Increase availability/accessibility of decent, affordable housing.
- Increase availability/accessibility of suitable living environment.
- Increase the sustainability of a suitable living environment.

The HOME Program anticipates the use of the HUD HOME award, estimated Program Income, and leveraged funds to successfully implement all aspects of the HOME Program.

CDBG Program Income is minimal and is reported on a fiscal year basis. Program Income that does not exceed \$35,000 in a single year is retained by the unit of local government. As a result, program income is reported but is generally not utilized for new projects within the State CDBG program. Additionally, the State CDBG program has not undertaken a Section 108 program and, therefore, reports no proceeds.

Performance indicators associated with each objective and outcome are provided throughout this report.

**Identify the geographic distribution and location of investments**

Target Area	Planned Percentage of Allocation	Actual Percentage of Allocation	Narrative Description

**Table 4 – Identify the geographic distribution and location of investments**

**Narrative**

The geographic distribution and investment of CDBG funds reflect the State's strategy for the development of non-entitlement communities in the State. This strategy is based upon the consolidated plan, the identification of local priorities, and investments that are consistent with the CDBG program. The method of distribution is designed to permit flexibility in the utilization of other funding sources and the timing of investment decisions. No target areas are identified. All applications determined to be eligible and to meet a HUD National Objective shall advance and be reviewed for funding consideration.

The projected use of the HOME funds reflects the State's strategy to promote the development of decent affordable housing throughout the state. This strategy is based upon the consolidated plan, the identification of local priorities, and financing programs and projects that are consistent with the objectives of HOME Program. The method of distribution is designed to maximize the utilization of other funding sources and promote the development of local delivery systems.

## Leveraging

**Explain how federal funds leveraged additional resources (private, state and local funds), including a description of how matching requirements were satisfied, as well as how any publicly owned land or property located within the jurisdiction that were used to address the needs identified in the plan.**

The WVDO works with numerous federal, state, and local funding sources to leverage CDBG funds to the maximum extent possible. Due to the excessive cost of utility infrastructure development, CDBG grant funding is often coupled with funding from other agencies to achieve a viable funding strategy. The 2016 program year projects, more than \$29.9 million in other funds were leveraged with CDBG funds. This total includes new projects as well as projects that were funded in multiple years. Many of the units of local government also pledge local funds for these important projects. The State's CDBG does not require a match (with the exception of Planning Grants); however, credit is given for leveraged funds during the review process.

The West Virginia Infrastructure and Jobs Development Council (IJDC) promotes the coordination of infrastructure projects throughout the State. Enacted in 1994 by the West Virginia Legislature, the IJDC was created to be West Virginia's funding clearinghouse for water and wastewater projects. This coordination provides the opportunity for funding agencies to review all project applications and determine strategies to maximize funding through all available state and federal sources.

This coordination of leveraged funding also ensures that units of local government receive ongoing technical assistance on both the regulatory requirements and project management. Implementation schedules are established that directly impact the local community and the state and federal agencies involved. As a result, project administrators, as well as funding and regulatory agencies representatives, are working as a team to complete projects within the established schedule.

The following agencies and programs provide the most frequently used sources of leveraged funds for CDBG water and sewer infrastructure projects: U.S. Department of Agriculture-Rural Development, U.S. Army Corps of Engineers, Abandoned Mine Lands, Appalachian Regional Commission, West Virginia Infrastructure and Jobs Development Council and Water Development Authority, the West Virginia Bureau of Public Health Drinking Water Treatment Revolving Loan Fund, and the West Virginia Department of Environmental Protection Clean Water State Revolving Loan Fund. Project funding has also been provided by the West Virginia-American Water Company for projects in public-private partnerships.

Local governments may acquire land directly associated with the infrastructure projects. All

acquisitions are reported by the local government in a Land Acquisition Report as part of the Final Performance Report obtained upon the completion of each project.

The WVHDF developed the HOME Leverage Loan Program to provide a mechanism for families to leverage HOME with USDA RD Section 502 and private lender loans with HOME funds.

HOME Match liability current FY is -686718.73; Excess match carried over to next FY is 3354463.02. Table prohibits negative entries.

The WVDO used state funds to match the \$1,541,846 ESG funds. Refer to the ESG specific narrative for details.

<b>Fiscal Year Summary – HOME Match</b>	
1. Excess match from prior Federal fiscal year	3,783,679
2. Match contributed during current Federal fiscal year	257,502
3. Total match available for current Federal fiscal year (Line 1 plus Line 2)	4,041,182
4. Match liability for current Federal fiscal year	0
5. Excess match carried over to next Federal fiscal year (Line 3 minus Line 4)	4,041,182

**Table 5 – Fiscal Year Summary - HOME Match Report**

Match Contribution for the Federal Fiscal Year								
Project No. or Other ID	Date of Contribution	Cash (non-Federal sources)	Foregone Taxes, Fees, Charges	Appraised Land/Real Property	Required Infrastructure	Site Preparation, Construction Materials, Donated labor	Bond Financing	Total Match
non-2017-cc	06/30/2017	77,452	0	0	0	0	0	77,452
non-2017-mrb	06/30/2017	0	0	0	0	0	180,050	180,050

Table 6 – Match Contribution for the Federal Fiscal Year

**HOME MBE/WBE report**

Program Income – Enter the program amounts for the reporting period				
Balance on hand at beginning of reporting period \$	Amount received during reporting period \$	Total amount expended during reporting period \$	Amount expended for TBRA \$	Balance on hand at end of reporting period \$
132,702	2,568,676	1,537,602	0	1,163,776

Table 7 – Program Income

**Minority Business Enterprises and Women Business Enterprises** – Indicate the number and dollar value of contracts for HOME projects completed during the reporting period

	Total	Minority Business Enterprises				White Non-Hispanic
		Alaskan Native or American Indian	Asian or Pacific Islander	Black Non-Hispanic	Hispanic	
<b>Contracts</b>						
Dollar Amount	0	0	0	0	0	0
Number	0	0	0	0	0	0
<b>Sub-Contracts</b>						
Number	0	0	0	0	0	0
Dollar Amount	0	0	0	0	0	0
	Total	Women Business Enterprises	Male			
<b>Contracts</b>						
Dollar Amount	0	0	0			
Number	0	0	0			
<b>Sub-Contracts</b>						
Number	0	0	0			
Dollar Amount	0	0	0			

**Table 8 - Minority Business and Women Business Enterprises**

**Minority Owners of Rental Property** – Indicate the number of HOME assisted rental property owners and the total amount of HOME funds in these rental properties assisted

	Total	Minority Property Owners				White Non-Hispanic
		Alaskan Native or American Indian	Asian or Pacific Islander	Black Non-Hispanic	Hispanic	
Number	0	0	0	0	0	0
Dollar Amount	0	0	0	0	0	0

**Table 9 – Minority Owners of Rental Property**



**Relocation and Real Property Acquisition** – Indicate the number of persons displaced, the cost of relocation payments, the number of parcels acquired, and the cost of acquisition

Parcels Acquired		0	0			
Businesses Displaced		0	0			
Nonprofit Organizations Displaced		0	0			
Households Temporarily Relocated, not Displaced		0	0			
Households Displaced	Total	Minority Property Enterprises				White Non-Hispanic
		Alaskan Native or American Indian	Asian or Pacific Islander	Black Non-Hispanic	Hispanic	
Number	0	0	0	0	0	0
Cost	0	0	0	0	0	0

**Table 10 – Relocation and Real Property Acquisition**

## CR-20 - Affordable Housing 91.520(b)

Evaluation of the jurisdiction's progress in providing affordable housing, including the number and types of families served, the number of extremely low-income, low-income, moderate-income, and middle-income persons served.

	One-Year Goal	Actual
Number of Homeless households to be provided affordable housing units	3	0
Number of Non-Homeless households to be provided affordable housing units	121	194
Number of Special-Needs households to be provided affordable housing units	4	1
<b>Total</b>	<b>128</b>	<b>195</b>

Table 11 – Number of Households

	One-Year Goal	Actual
Number of households supported through Rental Assistance	0	0
Number of households supported through The Production of New Units	52	64
Number of households supported through Rehab of Existing Units	50	120
Number of households supported through Acquisition of Existing Units	16	11
<b>Total</b>	<b>118</b>	<b>195</b>

Table 12 – Number of Households Supported

**Discuss the difference between goals and outcomes and problems encountered in meeting these goals.**

Number of homeless, non-homeless, and special-needs households provided affordable housing units: WVHDF relies on previous project close-out reports to determine estimates for these categories. Actual numbers frequently differ resulting from the:(a) Competitive nature of funding application rounds and the type of developer awarded *HOME* funds (this is particularly true when the developer is applying for LIHTC and *HOME* simultaneously); and (b) Rapidly changing demographics of the state caused by high unemployment and the resultant population exodus seeking jobs in other states.

Number of households supported through Production of New Units and Rehab of Existing Units: WVHDF relies on previous *HOME* performance to determine estimates for these categories. Actual numbers frequently differ resulting from the:(a) Difficulty in accurately estimating the type of projects that will be awarded *HOME* funds – new construction or rehabilitation;(b) Percentage of *HOME* funds to total development cost per project awarded; and (c) Project size receiving award – often a small project has a diseconomy of scale and requires more *HOME* funds per unit to allow for financial feasibility.

Number of households supported through Acquisition of Existing Units: WVHDF relies on previous *NewHOME* and Leverage Loan performance to determine estimates for this category. Actual numbers frequently differ resulting from the:(a) Difficulty in accurately forecasting the pipeline activity of *HOME* mortgage loan originators; (b) Delayed timing involved with educating and qualifying potential applicants in order to achieve eligibility; and (c) Delayed timing of eligible applicants in locating an HQS-acceptable house within the *HOME* Homeownership Value Limits.

**Discuss how these outcomes will impact future annual action plans.**

WVHDF will continue to monitor Actual data to formulate future annual action plans. Acknowledging that Actual data indicates the adequacy of the market to support specific populations (homeless, non-homeless, and special-needs), certain types of units (new, rehab, acquisition), and the demand for funding type (rental or homeownership), WVHDF will continually evaluate data to determine the most effective methods of *HOME* program design so that safe, decent, sanitary affordable housing is increased in the State; thereby benefitting the eligible populations that desperately need this affordable housing.

The partner agencies have worked diligently to leverage available funding sources and have created 1,896 new units of affordable housing, serving individuals and families at or below 80 percent of Area Median Income. Resources and programs contributing to this production include: The *HOME* Investment Partnerships (including CHDOs, *NewHOME* and *HOMERent*), Low-Income Housing Tax Credits, WVHDF Single Family Mortgages supported by mortgage revenue bonds, and other special programs.

**Include the number of extremely low-income, low-income, and moderate-income persons served by each activity where information on income by family size is required to determine the eligibility of the activity.**

Number of Households Served	CDBG Actual	HOME Actual
Extremely Low-income	0	77
Low-income	0	96
Moderate-income	0	22
<b>Total</b>	<b>0</b>	<b>195</b>

**Table 13 – Number of Households Served**

## **Narrative Information**

All HOME program activity requires determination of income by family size to confirm eligibility. Determination of income by family size includes, but is not limited to, verification of employment and documentation of benefits received.

Of the above statistics concerning income, zero homeless persons were served. Other statistics are as follows:

Extremely low-income: 2 owner households, 75 renter households

Low-income: 12 owner households, 83 renter households, 1 SF owner occupied rehab (flood)

Moderate income: 22 owner households, 0 renter households

Pursuant to the Section 215 definition of affordable housing, all persons served pay less than 30% of their income for housing; therefore, they are not consider cost burdened.

Every month, WVHDF evaluates HUD HOME commitment and disbursement requirements. Meeting these requirements and the subsequent project close-outs reports, determines the statistics of the persons served. The close-out reports are indicative of the income-band of owners or buyers demanding and qualifying for units.

As noted in CR-50, the mission of the WVHDF LIHTC, HOME, and HTF programs is to foster and maintain affordable housing. This is accomplished by (a) leveraging LIHTC with HOME and/or HTF to produce more affordable housing units; and (b) using LIHTC, HOME, and HTF (individually or leveraged) to rehabilitate existing or construct new units.

In order to address the "worst case housing needs" and meet the needs of persons with disabilities: The HOME portion of the WVHDF website includes maps (showing coverage areas of affordable housing providers) and "click-here" options to send an email to inquire about more affordable housing information.

## **CR-25 - Homeless and Other Special Needs 91.220(d, e); 91.320(d, e); 91.520(c)**

**Evaluate the jurisdiction's progress in meeting its specific objectives for reducing and ending homelessness through:**

### **Reaching out to homeless persons (especially unsheltered persons) and assessing their individual needs**

Shortening the length of stay has been a large accomplishment this past year across the State. Most Rapid Re-Housing clients are housed within one week and the number of shelter beds has been reduced due to improvements in the transitional housing program. The average stay at an emergency shelter was reduced to 10 days or less by adopting the housing first model.

Program providers throughout the State assist program participants in creating individualized housing plans to house individuals quickly and to remain housed. One benchmark has been to shorten homeless time to 30 days or less by tracking clients and establishing individual goals. Multiple barriers hinder progress for homeless programs: a lack of affordable housing, a lack of transitional housing and a lack of readily available treatment beds. The problems are magnified in rural areas with limited resources.

Skyrocketing rents in college areas enable landlords to charge more than the Fair Market Rent (FMR), making it difficult to locate affordable rental units. In some instances, it is difficult to find larger housing units for large families with four or more children. The lack of full-time job opportunities prevents individuals from establishing a stable housing situation because they are unable to earn sufficient income. Clients with a VISPDAT score below 7, or those unable to work significant hours due to health issues or a limited skill set are unable to earn enough to live independently.

Because West Virginia is a rural state, public transportation in many areas is non-existent. Not having public or reliable transportation impacts an individual's ability to work consistent and reduces their income earning potential. Also, pending social security disability claims have caused an increase in the number of homeless individuals because they do not have enough income to pay for their living arrangements. In order to address these barriers, many providers are developing a well-trained, coordinated, centralized assessment team to reach the most difficult clients. Reaching out and developing relationships with local landlords is critical to improving service. These relationships will help providers know when units become available so individuals and family can be housed more quickly. One focus is to reach out to landlords who own older properties that are not as easily rented.

Providers continue to educate institutions such as hospitals, mental health facilities and community organizations that releasing individuals into the shelter system or the street is not the best solution. In order to improve, the focus must be on the client. Program providers plan to increase client data collected to enable the shelters to assist clients in a timelier fashion, track their progress (and setbacks), and make certain they are assisted. Providers also plan to assess the needs and strengths of each individual or family to best match them with the proper resources. Follow-up meetings will continue

with clients as they transition out of the program and afterwards to monitor their progress. Providers will also partner with Workforce Development and similar agencies to assist clients in obtaining gainful employment and expand programs to assist homeless individuals with processing their disability claims.

### **Addressing the emergency shelter and transitional housing needs of homeless persons**

Providers across West Virginia have assisted many people. Some key accomplishments include: a 75 bed facility staffed 24 hours a day, seven days a week, 365 days a year; 22,735 shelter nights provided; 74,000 meals and snacks provided; 7,500 case management/counseling hours provided; and 80% of residents secured and maintained stable housing. Many barriers continue to have a negative impact on progress such as a lack of housing, employment opportunities, transportation options and addiction beds.

Many of these barriers are amplified by the rural nature of West Virginia. Providers are working to address these barriers by working with agencies to strengthen established relationships with landlords. Providers will also work with treatment facilities and HUD funded projects.

### **Helping low-income individuals and families avoid becoming homeless, especially extremely low-income individuals and families and those who are: likely to become homeless after being discharged from publicly funded institutions and systems of care (such as health care facilities, mental health facilities, foster care and other youth facilities, and corrections programs and institutions); and, receiving assistance from public or private agencies that address housing, health, social services, employment, education, or youth needs**

Due to intensive case management, providers across West Virginia have a low recidivism rate. Providers do not stop once clients are housed. Providers follow-up with clients and provide them with needed services. One barrier to progress is some clients refusing follow-up services because of the excitement of being housed. Many hospitals and regional jails discharge individuals into local shelters, reducing space for those with greater need.

Providers work with publicly funded institutions to revise their discharge policies. Providers also assist low income individuals and families to avoid becoming homeless, especially low-income individuals and families and those who are likely to become homeless after being discharged from publicly funded institutions and systems of care.

Crisis line staff work with individuals to prevent homelessness by directing them to resources and providers in their area, which may include medical and mental health facilities. Providers work with agencies and non-profit organizations to identify previously homeless individuals currently housed, but at risk of becoming homeless. After identified, providers can better serve these individuals and provide them with resources to stay in their homes.

By being active members of the community and local organizations, and coordinating efforts for entry and discharge of individuals, the homeless population is better served. This includes providing the tools and services to lower the client's chances of experiencing domestic violence again in the future; getting clients with substance abuse problems into treatment facilities to enable them to find and keep employment and maintain a stable housing situation; consistently following-up with appointments to track the individual's progress after moving into transitional or permanent housing; and emphasizing resources via support service teams with a philosophy that reinforces support is available until a client no longer needs it.

**Helping homeless persons (especially chronically homeless individuals and families, families with children, veterans and their families, and unaccompanied youth) make the transition to permanent housing and independent living, including shortening the period of time that individuals and families experience homelessness, facilitating access for homeless individuals and families to affordable housing units, and preventing individuals and families who were recently homeless from becoming homeless again**

In order to better serve clients, providers use the Service Prioritization Decision Assistance Tool (SPDAT) for case management. By using this tool, individuals and families with the highest need are offered housing first. By providing case management and assisting in the housing search, providers ensure individuals have the ability, resources and tools needed to maintain and live independently. We partner with other agencies to provide opportunities and support for clients. Providers also monitor a client's housing-related payments to ensure good standing.

Providers help clients build a strong support system that includes medical care, safe housing, mental health care, transportation and emergency assistance if needed. Housing stability is a major barrier. Individuals may not be eligible for additional benefits and have a difficult time finding employment, especially in rural areas. Larger-sized families with four or more children are difficult to place in permanent housing because there are very few affordable units to accommodate that many individuals. In order to be more effective, providers plan to conduct business outreach activities and increase case manager training. By reaching out to businesses, we increase the employment opportunities of clients and their ability to live independently.

## **CR-30 - Public Housing 91.220(h); 91.320(j)**

### **Actions taken to address the needs of public housing**

Public Housing Authorities (PHAs) are an important component of the State's affordable rental housing delivery system. The HUD requirement that all public housing authorities complete a Consolidated Plan has created an ongoing dialogue between the WVHDF and the PHAs throughout the State. This relationship has also been strengthened through the WVDO's role in the Neighborhood Stabilization Program, through which the State developed more than 200 units of affordable housing. In 2016, the WVHDF reviewed and approved the Certificates of Consistency (HUD Form 50077-SL) of seven PHAs for compliance with the State Consolidated Plan. These include Bechley HA, Clarksburg Harrison Regional HA, Fairmont Morgantown HA, HA of Mingo County, HA of Raliegh County, HA of Jackson County, and Randolph County HA.

It should be noted that the WVHDF did not allocate HOME funds to provide tenant based rental assistance through the HOME Program in FY 2016.

The WVHDF does not own or operate any public housing and has no responsibilities related to the monitoring of activities of the PHAs across the State. Therefore, the agency is not qualified to address the revitalization needs of public housing. However, based upon visits by WVHDF Field Representatives to public housing sites across the State and contact with managers and residents, it is observed that a portion of the public housing is in need of rehabilitation and modernization due to the age of structures and lack of adequate building maintenance. Major rehabilitation and modernization projects are underway in Charleston and Huntington, and smaller scale projects are underway throughout the State.

The State's 33 PHAs provide 22,446 units of subsidized, rental housing through 6,543 public housing units and 15,903 tenant vouchers/certificates for low and moderate income households throughout the state. PHAs offer numerous services to individuals and families, including rehabilitation and construction of rental residential housing (multi-family) and family self-sufficiency programs.

Based upon available data, the WVDO and WVHDF can reasonably conclude that PHAs across the State are generally competent and capable. The State supports their efforts to revitalize and improve their properties and developments, as these projects have improved the quality and quantity of public housing in West Virginia.

Although the WVHDF does not own or operate public housing, it opposes the privatization of public housing because of the severe shortage of quality affordable subsidized housing units. The WVHDF believes that qualified public housing tenants could become homeowners, and the WVHDF continues to encourage eligible and qualified public housing tenants to become owners of single family detached housing through the available WVHDF-administered homeownership programs. This effort will continue as a component of the WVHDF housing strategy as this method not only assists a family or individual in becoming a homeowner, but also makes a subsidized public housing unit available for another family,



who may have a much lower income.

The shortage of new, additional public housing units and Section 8 vouchers/certificates contribute to the level of homelessness across the State. The State opposes public housing improvement programs that reduce the number of permanently available assisted housing units.

### **Actions taken to encourage public housing residents to become more involved in management and participate in homeownership**

Lack of education about the home buying process poses a barrier to affordable housing. A lack of necessary knowledge regarding all of the different options, requirements and variables inherent in the home buying process can place potential homebuyers at risk for entering into purchases that do not fit their individual budgets or circumstances. Positive educational efforts can provide potential homebuyers with the base of knowledge they need to make informed decisions and help them find a home that they can afford.

To assist in this regard, the WVHDF will continue to support the homebuyer education program through the payment of homebuyer education fees for loans funded through the NewHOME Program. Homeownership education explains the home purchasing process to potential home buyers. Teaching materials and technical assistance are offered through non-profit organizations in communities across the State.

Qualified instructors teach an eight-hour course and assist the participants in making informed decisions pertaining to all aspects of purchasing a home. Participants are taken through each step of the home buying process, from budgeting to loan closing. Participants learn how to calculate the amount they can afford to pay for a home, how to shop for an affordable mortgage, the details associated with sales contracts and loan applications, and basic home maintenance tips.

Public Housing Authorities (PHAs) in West Virginia also assist residents with a number of programs designed to help motivated families work toward personal, financial and residential goals. As the largest public housing authority in the State, the Charleston-Kanawha Housing Authority (CKHA) models programs that support residential involvement and leadership. Six of the CKHA's 12 housing locations maintain strong, active councils. The CKHA management team meets with these councils on a quarterly basis to discuss management practices and policies, resident concerns, complaints and activities. The CKHA distributes information regarding annual and five-year plans for comments and concerns. Together these resident councils act as the overall Resident Advisory Board (RAB) for CKHA.

The State has increased collaboration with the PHAs, and most recently, conducted annual public hearings for the development of the FY 2017 Annual Action Plan at a PHA location, Housing Authority of Mingo County in Delbarton. HAMC publicized this event in cooperation with the State, encouraging residents to attend.

## **Actions taken to provide assistance to troubled PHAs**

Public Housing Authorities (PHAs) are established by units of local government subject to State enabling legislation. Neither the State nor the WVHDF have direct oversight of the operations of local authorities. Most public housing authorities within the State have either a standard or high performing assessment status. The WVDO and the WVHDF will continue to work with the local HUD Office and monitor the status of PHAs.

There is one “troubled” PHA in West Virginia, located in Weirton. While the Weirton Housing Authority is currently listed as “troubled” in the HUD Real Estate Assessment Center (REAC), the authority has made significant changes that are expected to advance performance. The HUD Charleston Field Office has received information regarding the numerous organizational, management, and procedural improvements the PHA has implemented to improve operations, and subsequently status.

Through consultation with the Field Office, WVDO will continue to review progress, and provide resources through the Community Service Roundtable. The WVDO will continue to share information that may be of benefit to this public housing authority and others for the continuous improvement of performance. The Field Office has reported that the Weirton Housing Authority’s leadership is actively pursuing improvement through participation in training and is on schedule to become a Standard Performer by June 30, 2018.

## **CR-35 - Other Actions 91.220(j)-(k); 91.320(i)-(j)**

**Actions taken to remove or ameliorate the negative effects of public policies that serve as barriers to affordable housing such as land use controls, tax policies affecting land, zoning ordinances, building codes, fees and charges, growth limitations, and policies affecting the return on residential investment. 91.220 (j); 91.320 (i)**

The WVDO supports land use planning and zoning, as well as planned remediation and reuse of property, through collaboration with numerous organizations. The WVDO staff participated in the Mountain State Land Use Academy during the FY 2016 program year and will continue to be involved in this initiative, along with many planning commissions and other municipal and county government leaders.

The WVDO also works closely with the Regional Planning and Development Councils on the use of CDBG funds throughout the State and supports increased awareness of proper land use planning and zoning. The planned reuse of abandoned residential property, and the reuse of idled and underutilized commercial, industrial and post-mining properties, will maximize this valuable resource and foster the redevelopment of areas with existing public infrastructure. In addition, many communities continue to struggle with abandoned properties that decrease property value and deter the development of additional affordable housing.

According to State Code, Chapter 8A: Land Use Planning, each local government must update its comprehensive plan every 10 years to address the following issues: Land Use, Housing, Transportation, Infrastructure, Public Services, Recreation, Economic Development, Community Design, Preferred Development Areas, Renewal and/or Redevelopment, Financing, and Historic Preservation. In addition, comprehensive plans must be prepared prior to a subdivision or zoning ordinance. However, many local governments lack the expertise to fully implement each component of the land use planning law. The West Virginia University College of Law, Land Use and Sustainable Development Law Clinic (LUSD Law Clinic) provides legal resources to local governments, landowners, and nonprofit organizations to develop land conservation strategies and sustainable development practices that are consistent with State law.

If a community cannot afford to hire a consultant, the LUSD Law Clinic will draft an entire land use planning document. If a community can afford to hire a consultant, the LUSD Law Clinic may advise the consultant in the preparation of relevant land use planning documents.

The LUSD Law Clinic is currently assisting more than 20 local governments in the development of comprehensive plans and zoning ordinances and updates. The LUSD has also developed a legal toolkit to assist communities in the redevelopment of abandoned property. This widespread and detrimental issue prevents the development of new affordable housing and poses significant challenges to community revitalization efforts in many areas of the State. Therefore, many agencies and organizations are collaborating to help West Virginia communities address this issue.

In this regard, the West Virginia Property Rescue Initiative was created in 2015 to assist cities, counties, and other eligible borrowers in the deconstruction, demolition, and acquisition of residential structures. Through this initiative, WVHDF will provide technical assistance and funding to counties and municipalities for the identification, purchase, removal, and rehabilitation of dilapidated properties. The removal of unsafe structures will improve the health and safety communities throughout the State while preparing residential areas for future redevelopment. In most instances, this property will feature the necessary infrastructure necessary for redevelopment.

**Actions taken to address obstacles to meeting underserved needs. 91.220(k); 91.320(j)**

The primary obstacle to meeting underserved needs remains the lack of available funds; however, all of the programs have leveraged other private, local, state, and federal resources to foster and maintain affordable housing. The State continues to focus HOME Program resources on three principal areas: 1) Homeownership through direct loans and leverage loans; 2) Community Housing Development Organizations (CHDOs); and 3) HOMERent with loans to promote the improvement and creation of rental housing opportunities for low- and very low-income families.

Limited economic development and unemployment continue to underline the need for decent single family housing and rental housing opportunities for low-income families in the rural areas of West Virginia. The replacement of existing substandard housing through the construction of new single family housing and rental housing, as well as the rehabilitation of existing rental housing, that meets the State building code increases the quality housing opportunities and choices for low-income families in rural areas.

The WVHDF has provided deep subsidy mortgage loans through the NewHOME Loan Program and the HOME Leverage Loan program to finance the construction of new single family housing units and acquisition of existing single family housing units. The WVHDF continues to provide construction/permanent loans to finance the construction of rental units through both the CHDO Program and the HOMERent Program to address the demand for decent, affordable housing units for low-income families.

The WVHDF has also provided loans through the WVHDF Land Development Loan Program so that eligible non-profit organizations can finance the acquisition and development of land for low-income housing. The terms of the Land Development Loan Program loans are designed so that the non-profit organizations can afford to market lots over an extended period of time.

The homeownership programs procedures and guidelines will be subject to regular review and revision by the WVHDF to ensure compliance with federal and state lending laws and regulations in an effort to increase the participation by private lenders, governmental agencies, and local non-profit organizations.

The WVHDF and WVDO will continue to partner together to foster and maintain affordable housing. The WVHDF Executive Director and the CDBG program manager for the WVDO serve as members of the

board of directors for the West Virginia Affordable Housing Trust Fund (Trust Fund), a legal entity formed by the State, to provide financial assistance in the form of grants to nonprofit organizations for the development of housing for low-income families. The Trust Fund is supported by a \$20 real estate transfer fee. In FY 2014 and FY 2015, the Trust Fund awarded more than \$1.8 million to community-based housing organizations to fund 27 projects. This amount leveraged more than \$8 million in federal, state, local and private banking funds. Organizations receiving funds included local governments, public housing authorities and nonprofit organizations. All housing and predevelopment projects will provide affordable homes to individuals and/or families with incomes at or below 100 percent of the statewide median income (SMI) as defined by HUD.

Historically, the Trust Fund has focused on providing gap or leverage funding with the HUD 202 and 811 Programs, HOME Program, the Federal Home Loan Bank, homeless providers, and the private sector in providing affordable housing opportunities. Additional information is available online at [www.wvaht.org](http://www.wvaht.org).

### **Actions taken to reduce lead-based paint hazards. 91.220(k); 91.320(j)**

While lead-based paint was banned from residential use in 1978, lead remains a hazard in homes constructed before 1978 (especially in homes built before 1950). Paint deterioration and home renovations in these structures significantly elevate the risk of exposure to lead and subsequently lead poisoning. The WVHDF and WVDO recognize the hazard that lead-based paint poses to children under 6 years of age and carefully consider the abatement of lead-based paint during the rehabilitation or conversion of older, existing structures into affordable housing for families and other special population groups.

Regulations found at 24 CFR Part 35 govern lead-based paint abatement. These regulations are integrated into housing policies and procedures. The staff of the WVHDF Technical Services Department is qualified to undertake an initial assessment of lead-based paint hazards on projects that are considered for financial assistance under the HOME Program. The WVHDF also takes a flexible position during the underwriting of projects that require the abatement of lead-based paint in order to promote the development of housing for low-income families.

While unable to aggressively pursue a statewide lead-based paint abatement policy, the WVHDF, WVDO and other agencies require the abatement of lead-based paint hazards, in accordance with federal regulations, for projects funded with federal financial assistance, including projects funded through the HOME program and the Neighborhood Stabilization Program (NSP).

All WVDO and WVHDF administered HUD programs must conform to federal and state lead regulations. This means that all grantees, sub-recipients, project sponsors, developers, or other partners are required to conduct visual lead inspections of any structure where appropriate per program guidelines. Appropriate measures to remove the hazard and re-inspection are required where peeling or chipping paint is observed. More extensive measures are required in the case of a child 72 months or younger

testing positive in a specific housing unit.

Enacted in 1999, the West Virginia Lead Abatement Law and Rule enables the State to:

- Require certification and license of all lead abatement professionals and contractors;
- Establish certification requirements for lead training providers;
- Require refresher courses for all disciplines;
- Require education/experience pre-requisites for certification examinations;
- Provide enforcement to certify or revoke state licenses;
- Develop protocols for reporting, data collection, and processing of certified professionals and lead abatement projects;
- Provide public outreach/education;
- Require notification of lead abatement projects; and
- Provide penalties for violating the State law.

Since implementation of the WV Lead Abatement Law, Chapter 16-35 and the enactment of the Lead Abatement Rule, CSR 64-45, the State's HOME program has followed and will continue to follow the policy of abating lead-based paint during rehabilitation or reconstruction of homes identified as having a lead-based paint problem as efficiently as possible under the Federal regulation of the HOME program. The legal requirements relating to lead-based paint from OSHA, EPA and HUD apply to all buildings, whether the building or transaction is assisted by the WVHDF or not.

### **Actions taken to reduce the number of poverty-level families. 91.220(k); 91.320(j)**

Each year, the federal government also establishes a definition of poverty. The 2015 data guided the program for FY 2016. The poverty rate in West Virginia remained above the national average during this period. In 2015, the poverty threshold for a single person was \$11,770 per year, equivalent to \$980.83 per month. For a family of 4, including 2 related children, the poverty threshold was \$24,250 per year, equivalent to \$2,020.83 per month.

During this period, 321,583 West Virginia residents, 17.93 percent, were living in poverty compared to a national poverty level of 13.5 percent. The poverty rate ranged from a low of 11.2 percent in Jefferson County in the eastern panhandle of West Virginia to a high of 36.3 percent in McDowell County in southern West Virginia.

The State seeks to help families move out of poverty in ways that promote family self-sufficiency to the highest extent possible. The State takes actions to reduce the number of poverty-level families through the ESG and HOPWA programs by requiring participants to engage in case management activities used to specialize their individual housing plans and skill development. ESG program participants, who do not have a high school diploma or GED at time of program entry, are encouraged and given referrals for completion. Referrals to employment programs are among the most common referrals. It is a priority to assist program participants with finding housing and other services necessary to make progress toward

long-term housing sustainability and financial self-sufficiency. These more comprehensive actions assist in lifting individuals and families out of poverty.

In addition, the WVHDF HOME program offers the following programs, which allow qualified families to escape from cost-burdened housing to affordable housing. As a result, there is a reduction of the number of poverty level families.

Federal and state lending laws, in particular The SAFE Mortgage Act and The Dodd-Frank Act, and family credit problems continue to make it a challenge for the WVHDF to provide loans through the NewHOME Loan Program and HOME Leverage Loan Program to families with incomes at or below 65 percent of the Median Family Income (MFI). The fact that the WVHDF and the Local Originator may be held directly liable for any loans that are not affordable to a low-income family continue to limit the participation of low-income single-families in the NewHOME Loan Program.

The disparity in the MFI and housing costs across rural counties has required the WVHDF to consider waivers for families who were below the 65 percent AMFI. In FY 2016: 1 of the 11 families assisted through the NewHOME Program and HOME Leverage Loan Program had an income that was between 31 to 50 percent of the AMFI; while the remaining 10 of the 11 families assisted through the NewHOME Program and HOME Leverage Loan Program had incomes that were between 51 to 80 percent of the AMFI.

### **Actions taken to develop institutional structure. 91.220(k); 91.320(j)**

The State has established an institutional structure to address the needs of poverty-level families and homeless persons. The West Virginia Department of Health and Human Services (WVDHHS) is primary agency responsible for the delivery of financial services and other services to poverty-level families. The WVDHHS operates offices in almost every county of the State. This agency processes applications for financial assistance and provides other services through its field offices. The WVDO provides services to homeless persons through an established network of service providers. These service providers include public agencies, quasi-public agencies, nonprofit organizations and private contractors. WVDO agents and contractors deliver financial assistance and other services to homeless persons through an established network of service providers. It should be noted that both WVDHHS service providers and WVDO service providers often collaborate with nonprofit organizations such as Community Action Programs and PHAs to address the needs of poverty-level families and the homeless.

### **Coordination with the Continuum of Care**

The WVDO continued coordination with partners in the 4 CoCs and external stakeholders to ensure that the ESG program is part of an integrated, statewide strategy to ending homelessness and improving housing and stability outcomes for families and individuals.

During the application review process in the determination of funding awards for ESG funds, all four

CoCs are consulted to ensure that applicants are active members of the CoC, that they participate in the Point in Time count and that the policies and practices of the applicants reflect their ability to meet the needs of the population to be served as defined by the CoC.

The 4 CoCs in the State identify an HMIS lead which serves on a statewide HMIS steering committee. This steering committee works to develop statewide policies and procedures for HMIS usage. WVDO was a member of the statewide HMIS steering committee.

**Actions taken to enhance coordination between public and private housing and social service agencies. 91.220(k); 91.320(j)**

The WVHDF and WVDO work with many different organizations, both public and private, to carry out the State's Consolidated Plan. Community economic development activities are carried out through contractual agreements with units of local government. Housing activities, both production and preservation activities, are accomplished through partnerships with units of local governments, non-profits, housing developers, and specifically through partnerships with state certified Community Housing Development Organizations (CHDOs).

Homelessness, HIV/AIDS, and other special needs services result from the WVDO's and WVHDF's relationships with a network of nonprofit service providers including shelters and units of local government across the State of West Virginia. Appropriate service coverage and the logistics of getting the funding and activities to the areas of need within West Virginia are ongoing challenges. The solution in many cases is long-term and evolving. The WVDO and WVHDF work with community organizations to develop local assets for meeting local needs.

The WVHDF puts special emphasis on CHDO development and encourages partnerships and collaborations in the work that is done. The WVHDF website provides HOME program coverage area maps that indicate lending partners and CHDO partners, which are tools for social service agencies to quickly determine HOME contacts for each county. In addition, the HOME RFP application, which is completed by developers applying for HOME funding for a project, includes a section inquiring about services offered to tenants. If services are offered to tenants, the developer must submit evidence (typically an MOU with a social service agency) that services will be appropriately and adequately provided.

Public Housing Authorities (PHAs) are components in the statewide system for the delivery of affordable housing. Local housing authorities are established through the auspices of local government, subject to enabling legislation. Neither the State nor the WVDO or WVHDF specifically have direct oversight for local PHA organizations; however, the agencies may partner with these entities through a grantee or project sponsor relationship to complete local projects or activities.

**Identify actions taken to overcome the effects of any impediments identified in the jurisdictions analysis of impediments to fair housing choice. 91.520(a)**



The State is required to address its Analysis of Impediments to Fair Housing (AI) within each CAPER report. West Virginia published its AI in 1998. Additional impediments were added in 2011 through a HUD Special Matters of Advice. Due to the age of the existing AI, and in anticipation of HUD's transition to a new Assessment of Fair Housing (AFH), the State completed an Interim Update to the AI in 2014. Through this update and with other data, the State has requested that the following impediments be removed:

- Resistance to Group Home Location: The West Virginia Department of Health and Human Resources oversees Group Home facilities, and has achieved positive outcomes.
- Infrastructure Quality in Areas with a Concentration of Minority Residents: Although minority composition is a factor, demographics do not indicate a prevalence of minority concentrations in nonentitlement areas.
- Incidences of Hate Violence: 2014 information pertaining to this impediment indicated that this impediment is not a prevalent issue.
- Incidents of Possible Redlining by Lenders: The State has consistently reported that all banks are rated as "outstanding" or "satisfactory," according to the West Virginia Division of Financial Institutions.
- Discrimination Against Victims of Domestic Violence: Neither the West Virginia Domestic Violence Coalition nor the West Virginia Department of Health and Human Resources have data to warrant additional review.

The following impediments would remain:

- Discrimination in Rental Housing: The WVHDF, WVDO and the Human Rights Commission have resumed meetings, and have conducted training and outreach to alleviate this impediment. Housing Brokerage Services: The WV Association of Realtors and the WV Real Estate Commission train real estate professionals in Fair Housing, Cultural Diversity and Ethics. The WVDO and WVDHF continue to stress the importance of Fair Housing in preparation for the AFH. Resistance to Low-Income Housing Development: Public meetings for the FY 2017 Action Plan included Fair Housing, the AI and AFH at public housing authority locations. WVHDF also integrates Fair Housing into the LIHTCP, HOME, and HTF through mandatory fair housing marketing plans. Lack of understanding by project administrators, local governments, architects, contractors, and citizens of the Accessibility Requirements in the Fair Housing Amendments Act of 1988: Training is conducted with each grantee and subrecipient through meetings and formal events. Events included, but were not limited to WVDO Conference and WV Housing Conference in 2016, and the WVHDF Fair Housing and ADA training in April 2017. Lack of affordable housing in West Virginia. The partner agencies have leveraged available funding to create 1,040 new units of affordable housing. Lack of transitional and permanent supportive housing for homeless persons and families in West Virginia. Annual funding is maximized to support existing housing and adds units through the CoC process. Lack of land use planning and zoning and its adverse effect on affordable residential construction or rehabilitation, and 8. Barriers that zoning and land use can present to the construction or rehabilitation of affordable housing: The WVDO

continues to support initiatives to improve land development, planning and zoning through the Mountain State Land Use Academy and other initiatives.

## **CR-40 - Monitoring 91.220 and 91.230**

**Describe the standards and procedures used to monitor activities carried out in furtherance of the plan and used to ensure long-term compliance with requirements of the programs involved, including minority business outreach and the comprehensive planning requirements**

CDBG staff provide comprehensive technical assistance to non-entitlement units of local government to ensure the successful administration of CDBG projects. This assistance includes all aspects of the CDBG program and ranges from conference calls to onsite visits, assistance with regulatory issues, interpretation of regulations, training, and the resolutions of disputes. Onsite technical assistance was provided to all new grant recipients through mandatory project implementation meetings. All CDBG projects are monitored at least once, typically during construction.

CDBG staff also participated in meetings with state and local regulatory agencies and associations. These include monthly meetings at the West Virginia Infrastructure and Jobs Development Council, which includes state and federal funding and regulatory agencies. The WVDO staff has ongoing communication and meetings with Regional Planning and Development Councils (RPDCs), county commissions, municipalities, and each project team. The WVDO staff also partners with organizations such as the West Virginia Municipal League, the West Virginia Economic Development Council, the West Virginia Rural Water Association and others to provide information concerning program guidelines.

In November 2015, the WVDO coordinated a training conference in cooperation with the RPDCs. This training included the sessions on environmental review, census data, annual reporting, Fair Housing, Section 3 and other program requirements. In FY 2016, staff members also attended pre-bid meetings and preconstruction meetings, performed onsite monitoring visits and processed Final Performance Reports. A review of monitoring and closeout activities is provided as an attachment to this report.

In FY 2016, WVHDF staff performed 59 onsite management and physical inspections of properties to confirm compliance with HOME regulations. Each of the 59 properties received a report summarizing the inspection results: 54 properties had 0-5 issues of non-compliance; 5 properties had 6 or more issues of non-compliance. All issues of noncompliance satisfactorily resolved during the correction period.

The WVDO monitors the subrecipients of ESG and HOPWA to ensure compliance with all federal, state and program regulations. WVDO also views monitoring as an opportunity to learn about the subrecipient, the communities that they serve and to offer technical assistance or provide support as requested. This is achieved through routine desk reviews and onsite programmatic and financial monitoring. Desk reviews take place through the review of data and data quality reports in the statewide mandated homeless information management system, Servicepoint, and the review of reports provided by subrecipients. Desk reviews also occur through the monthly review of subrecipient

invoicing and monthly expenditure reporting.

Onsite programmatic monitoring occurs no less than once annually. This involves a complete review of policies, processes, and services offered by the subrecipient. This review includes the compliance of the subrecipient with program requirements in the federal regulations, the HEARTH Act and grant agreements. Financial monitoring occurs onsite no less than once annually. This involves a complete review and testing of fiscal and accounting policies and a review of supporting documentation. Feedback is provided on the results of all onsite monitoring visits to subrecipients with an opportunity for them to respond to any observations or deficiencies. Any deficiency is followed by the completion of a quality improvement plan.

#### **Citizen Participation Plan 91.105(d); 91.115(d)**

##### **Describe the efforts to provide citizens with reasonable notice and an opportunity to comment on performance reports.**

The public notice for the PY2016 CAPER and the State Performance and Evaluation Report (State PER) were advertised in six newspapers – The Charleston Gazette, The State Journal, The Wheeling Intelligencer and News Register, The Beckley Register Herald, The Morgantown Dominion Post, and The Huntington Herald Dispatch. The complete document was available at the offices of the WVDO and the WVHDF.

The CAPER and the State PER were also posted on the West Virginia Department of Commerce website. A 15-day review and comment period began on September 11, 2017, and concluded on September 25, 2017.

## **CR-45 - CDBG 91.520(c)**

**Specify the nature of, and reasons for, any changes in the jurisdiction's program objectives and indications of how the jurisdiction would change its programs as a result of its experiences.**

Because the development of reliable water and wastewater systems continues to be a critical need, CDBG funds allocated to the State continue to be dedicated to this purpose. Therefore, no changes regarding the State's program objectives were initiated during the program year. Many of the projects selected for funding addressed serious environmental and health concerns. All funds were dedicated to projects that benefit low- to moderate-income areas. Many of these projects benefit families living within the poverty level. This investment in the State's infrastructure is critical to the overall health and well-being of State residents and is often the foundation of economic opportunities.

During the PY2016, the WVDO received 48 applications for CDBG funding. These applications represented approximately \$60 million for projects throughout the State. The number of applications represents the continuing need for infrastructure investment in the State. Further, many applications are submitted in several consecutive years, indicating an ongoing need and commitment to the project. To the extent possible, CDBG funds address the environmental and health deficiencies caused by inadequate infrastructure in the areas that have the highest need for grant funding.

The lack of available funds continues to be the most significant challenge. However, each investment will dramatically improve quality of life and create economic opportunities where they are possible. To facilitate the development of adequate infrastructure systems, Design Grants are provided to assist local governments with the initial design, development, and administrative requirements associated with large-scale infrastructure projects. Design Grants are particularly useful in areas where vulnerable populations do not possess the resources needed to assume these costs.

Many local governments lack the resources need to develop viable project applications. Therefore, CDBG funds may be used for preliminary design, accounting services, legal fees, and other necessary costs. Such expenses qualify under the area benefit category for infrastructure projects that serve a primarily residential area consisting of residents who are at least 51 percent low- and moderate-income persons.

**Does this Jurisdiction have any open Brownfields Economic Development Initiative (BEDI) grants?**

No

**[BEDI grantees] Describe accomplishments and program outcomes during the last year.**



## **CR-50 - HOME 91.520(d)**

**Include the results of on-site inspections of affordable rental housing assisted under the program to determine compliance with housing codes and other applicable regulations**

Please list those projects that should have been inspected on-site this program year based upon the schedule in §92.504(d). Indicate which of these were inspected and a summary of issues that were detected during the inspection. For those that were not inspected, please indicate the reason and how you will remedy the situation.

Please see the attached Summary of On-Site Compliance Inspection Activities for FY 2016, July 1, 2016 through June 30, 2017. All HOME properties were inspected, as noted on the Summary of On-Site Compliance Inspection Activities Report, which is attached below. All issues of non-compliance were corrected within the acceptable correction period.











**92.351(b)**

The WVDHDF has established procedures, which are outlined in the Affirmative Fair Housing Marketing Procedure Guide. Developers who receive HOME funds and Mortgage Loan Originators who provide services for the direct homebuyer assistance programs, must follow the AFHM Procedure Guide in marketing units and providing homebuyer services, respectively.

**Refer to IDIS reports to describe the amount and use of program income for projects, including the number of projects and owner and tenant characteristics**

Please see the attached JPEG for the PI Summary for the period of 7-1-16 through 6-30-17, which details the EN activity for which PI was applied. PI was applied to NewHOME and HOMErent projects.

Program Income 7/1/2015-6/30/2016

Date	IDIS #	Amount	Name	Full Payment Partial Payment	AMI %
7/8/16	4763	\$96,793.02	Sutton School Apartments	Full Payment	
7/15/16	4714	\$87,012.04	Housing Authority of Mingo County	Partial Payment	
7/29/16	4837	\$92,320.59	Robert Hunt	Partial Payment	55%
8/4/16	4712	\$35,475.47	Southern Appalachian Labor	Partial Payment	
8/15/16	4838	\$38,203.67	Dessiree Huey	Partial Payment	53%
8/17/16	4836	\$22,500.00	Old Ash Village	Full Payment	
8/17/16	4777	\$3,846.23	Buckeye Community Thirty Nine	Partial Payment	
9/14/16	4714	\$128,105.28	Housing Authority of Mingo County	Partial Payment	
9/21/16	4777	\$38,465.93	Buckeye Community Thirty Nine	Partial Payment	
9/27/16	4712	\$65,286.12	Southern Appalachian Labor	Full Payment	
10/12/16	4777	\$39,359.19	Buckeye Community Thirty Nine	Partial Payment	
10/12/16	4712	\$1,004.00	Southern Appalachian Labor	Full Payment	
10/19/16	4714	\$33,962.66	Housing Authority of Mingo County	Partial Payment	
10/28/16	3968	\$11,831.01	Admin Drawdown 7/2016	Partial Payment	
10/28/16	3968	\$15,637.22	Admin Drawdown 8/2016	Partial Payment	
10/28/16	3968	\$14,308.94	Admin Drawdown 9/2016	Partial Payment	
11/9/16	4836	\$97,902.21	Old Ash Village	Partial Payment	
11/9/16	4714	\$69,270.11	Housing Authority of Mingo County	Partial Payment	
11/18/16	4869	\$22,121.70	Carmen Marshall	Partial Payment	66%
11/28/16	3968	\$15,584.24	Admin Drawdown 10/2016	Partial Payment	
12/2/16	4777	\$128,322.18	Buckeye Community Thirty Nine	Partial Payment	
12/30/16	4777	\$14,759.00	Buckeye Community Thirty Nine	Full Payment	
12/30/16	4639	\$74,564.29	Greenbrier Estates Limited	Partial Payment	
12/28/16	3968	\$23,783.96	Admin Drawdown 11/2016	Partial Payment	
12/31/16	3968	\$21,592.72	Admin 12/2016	Partial Payment	
1/11/17	4836	\$99,849.40	Old Ash Village	Full Payment	
1/20/17	4714	\$51,035.48	Housing Authority of Mingo County	Full Payment	
1/27/17	4714	\$20,450.38	Housing Authority of Mingo County	Partial Payment	
1/27/17	4873	\$57,128.91	Bissett, Kayla, & Stephen	Partial Payment	55%
1/31/17	3968	\$14,946.32	Admin 1/2017	Partial Payment	
2/28/17	3968	\$14,234.51	Admin 2/2017	Partial Payment	
3/31/17	3968	\$13,956.51	Admin 3/2017	Partial Payment	
4/30/17	3968	\$13,075.61	Admin 4/2017	Partial Payment	
5/31/17	3968	\$38,550.55	Admin 5/2017	Partial Payment	
6/30/17	3968	\$22,362.97	Admin 6/2017	Partial Payment	
<b>Total</b>		<b>\$1,537,602.42</b>			

6 Different Projects 4 @ 51-80%	Admin Funds	\$219,864.56
	HOMErent	\$1,107,962.99
	HOME Single Family	\$209,774.87
	<b>Total</b>	<b>\$1,537,602.42</b>

**Program Income Summary Breakdown**

**Describe other actions taken to foster and maintain affordable housing. 91.220(k) (STATES**

**ONLY: Including the coordination of LIHTC with the development of affordable housing).  
91.320(j)**

In order to foster and maintain affordable housing, WVHDF conducts annual inspections of all HOME funded rental properties. Properties must meet compliance standards. Properties not meeting compliance standards must correct outstanding issues within the correction period.

The mission of the WVHDF LIHTC, HOME, and HTF Departments is to foster and maintain affordable housing. This is accomplished by:

1. Leveraging LIHTC with HOME and/or HTF to produce more affordable housing units.
1. Using LIHTC HOME, and HTF (individually or leveraged) to rehabilitate existing affordable units or construct new affordable units.
1. Applications submitted for LIHTC, HOME and/or HTF funding: Developers with continuous, unresolved compliance issues with their portfolios will not be considered funding of a new project.

Periodically, the WVHDF receives a comment about affordable housing. WVHDF proactively takes the initiative to inform and educate the commenter(s) about affordable housing, its value to the community, and the populations qualified to occupy.

## CR-55 - HOPWA 91.520(e)

### Identify the number of individuals assisted and the types of assistance provided

Table for report on the one-year goals for the number of households provided housing through the use of HOPWA activities for: short-term rent, mortgage, and utility assistance payments to prevent homelessness of the individual or family; tenant-based rental assistance; and units provided in housing facilities developed, leased, or operated with HOPWA funds.

Number of Households Served Through:	One-year Goal	Actual
Short-term rent, mortgage, and utility assistance to prevent homelessness of the individual or family	180	0
Tenant-based rental assistance	50	0
Units provided in permanent housing facilities developed, leased, or operated with HOPWA funds	4	0
Units provided in transitional short-term housing facilities developed, leased, or operated with HOPWA funds	0	0

Table 14 – HOPWA Number of Households Served

### Narrative

In 2016, the State of West Virginia allocated \$351,515 for the HOPWA program. While progress has been made in the HOPWA program, the one-year goal set for serving households through short-term rent, mortgage, and utility assistance to prevent homelessness of the individual or family was unrealistic. Collaboration with state HOPWA sub-recipients will allow West Virginia to develop a more realistic goal in the future which will be reflected in the Action Plan.

## CR-60 - ESG 91.520(g) (ESG Recipients only)

### ESG Supplement to the CAPER in *e-snaps*

#### For Paperwork Reduction Act

### 1. Recipient Information—All Recipients Complete

#### Basic Grant Information

Recipient Name WEST VIRGINIA

Organizational DUNS Number 051205342

CAPER

46

**EIN/TIN Number** 550515944  
**Identify the Field Office** PITTSBURGH  
**Identify CoC(s) in which the recipient or subrecipient(s) will provide ESG assistance**

**ESG Contact Name**

**Prefix** Mr  
**First Name** Kevin  
**Middle Name** M  
**Last Name** Meadows  
**Suffix** 0  
**Title** Program Manager

**ESG Contact Address**

**Street Address 1** 1900 Kanawha Blvd East  
**Street Address 2** Bldg 6 Room 553  
**City** Charleston  
**State** WV  
**ZIP Code** 25301-  
**Phone Number** 3045582234  
**Extension** 0  
**Fax Number** 0  
**Email Address** Kevin.M.Meadows@wv.gov

**ESG Secondary Contact**

**Prefix**  
**First Name**  
**Last Name**  
**Suffix**  
**Title**  
**Phone Number**  
**Extension**  
**Email Address**

**2. Reporting Period—All Recipients Complete**

**Program Year Start Date** 07/01/2016  
**Program Year End Date** 06/30/2017



**3a. Subrecipient Form – Complete one form for each subrecipient**

**Subrecipient or Contractor Name:** HUNTINGTON CITY MISSION

**City:** HUNTINGTON CONSORTIUM

**State:** WV

**Zip Code:** ,

**DUNS Number:**

**Is subrecipient a victim services provider:** N

**Subrecipient Organization Type:** Other Non-Profit Organization

**ESG Subgrant or Contract Award Amount:** 48751

**Subrecipient or Contractor Name:** ROARK SULLIVAN LIFEWAY CENTER

**City:** CHARLESTON CONSORTIUM

**State:** WV

**Zip Code:** ,

**DUNS Number:**

**Is subrecipient a victim services provider:** N

**Subrecipient Organization Type:** Other Non-Profit Organization

**ESG Subgrant or Contract Award Amount:** 48321

**Subrecipient or Contractor Name:** YWCA SOJOURNERS

**City:** CHARLESTON CONSORTIUM

**State:** WV

**Zip Code:** ,

**DUNS Number:**

**Is subrecipient a victim services provider:** Y

**Subrecipient Organization Type:** Other Non-Profit Organization

**ESG Subgrant or Contract Award Amount:** 28750

**Subrecipient or Contractor Name:** DAYMARK

**City:** CHARLESTON CONSORTIUM

**State:** WV

**Zip Code:** ,

**DUNS Number:**

**Is subrecipient a victim services provider:** N

**Subrecipient Organization Type:** Other Non-Profit Organization

**ESG Subgrant or Contract Award Amount:** 20000

**Subrecipient or Contractor Name:** Greater Wheeling Coalition for the Homeless

**City:** Wheeling

**State:** WV

**Zip Code:** 26003, 3551

**DUNS Number:** 830284493

**Is subrecipient a victim services provider:** N

**Subrecipient Organization Type:** Other Non-Profit Organization

**ESG Subgrant or Contract Award Amount:** 126752

**Subrecipient or Contractor Name:** Rape and Domestic Violence Information Center, Inc

**City:** Morgantown

**State:** WV

**Zip Code:** 26504, 4228

**DUNS Number:** 185876323

**Is subrecipient a victim services provider:** Y

**Subrecipient Organization Type:** Other Non-Profit Organization

**ESG Subgrant or Contract Award Amount:** 4726

**Subrecipient or Contractor Name:** Bartlett House Inc

**City:** Morgantown

**State:** WV

**Zip Code:** 26507, 0315

**DUNS Number:** 120264655

**Is subrecipient a victim services provider:** N

**Subrecipient Organization Type:** Other Non-Profit Organization

**ESG Subgrant or Contract Award Amount:** 208718

**Subrecipient or Contractor Name:** Pretera Center for Mental Health Services

**City:** Huntington

**State:** WV

**Zip Code:** 25705, 2837

**DUNS Number:** 103806535

**Is subrecipient a victim services provider:** N

**Subrecipient Organization Type:** Other Non-Profit Organization

**ESG Subgrant or Contract Award Amount:** 47343

**Subrecipient or Contractor Name:** Cabell-Huntington Coalition for the Homeless

**City:** Huntington

**State:** WV

**Zip Code:** 25701, 1320

**DUNS Number:** 011540684

**Is subrecipient a victim services provider:** N

**Subrecipient Organization Type:** Other Non-Profit Organization

**ESG Subgrant or Contract Award Amount:** 22679

**Subrecipient or Contractor Name:** Community Networks

**City:** Martinsburg

**State:** WV

**Zip Code:** 25402, 3064

**DUNS Number:** 550662121

**Is subrecipient a victim services provider:** N

**Subrecipient Organization Type:** Other Non-Profit Organization

**ESG Subgrant or Contract Award Amount:** 73567

**Subrecipient or Contractor Name:** The Connecting Link

**City:** Morgantown

**State:** WV

**Zip Code:** 26505, 5446

**DUNS Number:** 947474029

**Is subrecipient a victim services provider:** N

**Subrecipient Organization Type:** Other Non-Profit Organization

**ESG Subgrant or Contract Award Amount:** 82297

**Subrecipient or Contractor Name:** Covenant House, Inc.

**City:** Charleston

**State:** WV

**Zip Code:** 25301, 1230

**DUNS Number:**

**Is subrecipient a victim services provider:** N

**Subrecipient Organization Type:** Other Non-Profit Organization

**ESG Subgrant or Contract Award Amount:** 103400

**Subrecipient or Contractor Name:** Caritas House, Inc.  
**City:** Morgantown  
**State:** WV  
**Zip Code:** 26508, 8804  
**DUNS Number:**  
**Is subrecipient a victim services provider:** N  
**Subrecipient Organization Type:** Other Non-Profit Organization  
**ESG Subgrant or Contract Award Amount:** 27897

**Subrecipient or Contractor Name:** Women's Aid in Crisis  
**City:** Elkins  
**State:** WV  
**Zip Code:** 26241, 2062  
**DUNS Number:**  
**Is subrecipient a victim services provider:** Y  
**Subrecipient Organization Type:** Other Non-Profit Organization  
**ESG Subgrant or Contract Award Amount:** 30000

**Subrecipient or Contractor Name:** Scott Place Homeless Shelter (NCWVCAA)  
**City:** Fairmont  
**State:** WV  
**Zip Code:** 26554, 2956  
**DUNS Number:**  
**Is subrecipient a victim services provider:** N  
**Subrecipient Organization Type:** Other Non-Profit Organization  
**ESG Subgrant or Contract Award Amount:** 25047

**Subrecipient or Contractor Name:** Raleigh County Community Action Association  
**City:** Beckley  
**State:** WV  
**Zip Code:** 25801, 1777  
**DUNS Number:**  
**Is subrecipient a victim services provider:** N  
**Subrecipient Organization Type:** Other Non-Profit Organization  
**ESG Subgrant or Contract Award Amount:** 315935

**Subrecipient or Contractor Name:** West Virginia Coalition to End Homelessness

**City:** Bridgeport

**State:** WV

**Zip Code:** 26330, 4697

**DUNS Number:** 147532753

**Is subrecipient a victim services provider:** N

**Subrecipient Organization Type:** Other Non-Profit Organization

**ESG Subgrant or Contract Award Amount:** 171671

**Subrecipient or Contractor Name:** Branches Domestic Violence Shelter

**City:** Huntington

**State:** WV

**Zip Code:** 25708, 0403

**DUNS Number:** 076125947

**Is subrecipient a victim services provider:** N

**Subrecipient Organization Type:** Other Non-Profit Organization

**ESG Subgrant or Contract Award Amount:** 16938

**Subrecipient or Contractor Name:** Change, Inc.

**City:** Weirton

**State:** WV

**Zip Code:** 26062, 4637

**DUNS Number:** 1320057

**Is subrecipient a victim services provider:** N

**Subrecipient Organization Type:** Other Non-Profit Organization

**ESG Subgrant or Contract Award Amount:** 7266

**Subrecipient or Contractor Name:** Southwestern Community Action Council

**City:** Huntington

**State:** WV

**Zip Code:** 25701, 1908

**DUNS Number:** 063472088

**Is subrecipient a victim services provider:** N

**Subrecipient Organization Type:** Other Non-Profit Organization

**ESG Subgrant or Contract Award Amount:** 10850

**Subrecipient or Contractor Name:** North Central WV Comm Action

**City:** Fairmont

**State:** WV

**Zip Code:** 26554, 1345

**DUNS Number:** 108900317

**Is subrecipient a victim services provider:** N

**Subrecipient Organization Type:** Other Non-Profit Organization

**ESG Subgrant or Contract Award Amount:** 12821

## CR-65 - Persons Assisted

### 4. Persons Served

#### 4a. Complete for Homelessness Prevention Activities

Number of Persons in Households	Total
Adults	0
Children	0
Don't Know/Refused/Other	0
Missing Information	0
<b>Total</b>	<b>0</b>

Table 16 – Household Information for Homeless Prevention Activities

#### 4b. Complete for Rapid Re-Housing Activities

Number of Persons in Households	Total
Adults	0
Children	0
Don't Know/Refused/Other	0
Missing Information	0
<b>Total</b>	<b>0</b>

Table 17 – Household Information for Rapid Re-Housing Activities

#### 4c. Complete for Shelter

Number of Persons in Households	Total
Adults	0
Children	0
Don't Know/Refused/Other	0
Missing Information	0
<b>Total</b>	<b>0</b>

Table 18 – Shelter Information





#### 4d. Street Outreach

Number of Persons in Households	Total
Adults	0
Children	0
Don't Know/Refused/Other	0
Missing Information	0
<b>Total</b>	<b>0</b>

Table 19 – Household Information for Street Outreach

#### 4e. Totals for all Persons Served with ESG

Number of Persons in Households	Total
Adults	0
Children	0
Don't Know/Refused/Other	0
Missing Information	0
<b>Total</b>	<b>0</b>

Table 20 – Household Information for Persons Served with ESG

#### 5. Gender—Complete for All Activities

	Total
Male	0
Female	0
Transgender	0
Don't Know/Refused/Other	0
Missing Information	0
<b>Total</b>	<b>0</b>

Table 21 – Gender Information

## 6. Age—Complete for All Activities

	<b>Total</b>
Under 18	0
18-24	0
25 and over	0
Don't Know/Refused/Other	0
Missing Information	0
<b>Total</b>	<b>0</b>

**Table 22 – Age Information**

## 7. Special Populations Served—Complete for All Activities

### Number of Persons in Households

Subpopulation	Total	Total Persons Served – Prevention	Total Persons Served – RRH	Total Persons Served in Emergency Shelters
Veterans	0	0	0	0
Victims of Domestic Violence	0	0	0	0
Elderly	0	0	0	0
HIV/AIDS	0	0	0	0
Chronically Homeless	0	0	0	0
<b>Persons with Disabilities:</b>				
Severely Mentally Ill	0	0	0	0
Chronic Substance Abuse	0	0	0	0
Other Disability	0	0	0	0
Total (Unduplicated if possible)	0	0	0	0

**Table 23 – Special Population Served**

## CR-70 – ESG 91.520(g) - Assistance Provided and Outcomes

### 10. Shelter Utilization

Number of New Units - Rehabbed	0
Number of New Units - Conversion	0
Total Number of bed-nights available	0
Total Number of bed-nights provided	0
Capacity Utilization	0.00%

Table 24 – Shelter Capacity

### 11. Project Outcomes Data measured under the performance standards developed in consultation with the CoC(s)

The State of West Virginia will collaborate with all sub-recipients to identify community needs and assets to plan for and allocate new and existing resources, prevent and quickly divert individuals from homelessness, and identify, engage, and respond to the needs of those experiencing homelessness throughout West Virginia.

The WVDO will cooperate in building comprehensive systems of care for people and will work to provide individuals with resources and services and set policy on their behalf, informing ESG and HOPWA sub-grantees of partnerships and the importance of referral and cooperation in ending homelessness by working to build continual systems of rapid housing and care for those experiencing homelessness in West Virginia.

## CR-75 – Expenditures

### 11. Expenditures

#### 11a. ESG Expenditures for Homelessness Prevention

	Dollar Amount of Expenditures in Program Year		
	2014	2015	2016
Expenditures for Rental Assistance	13,722	3,326	17,268
Expenditures for Housing Relocation and Stabilization Services - Financial Assistance	0	196	6,037
Expenditures for Housing Relocation & Stabilization Services - Services	0	528	7,357
Expenditures for Homeless Prevention under Emergency Shelter Grants Program	0	0	0
<b>Subtotal Homelessness Prevention</b>	<b>13,722</b>	<b>4,050</b>	<b>30,662</b>

Table 25 – ESG Expenditures for Homelessness Prevention

#### 11b. ESG Expenditures for Rapid Re-Housing

	Dollar Amount of Expenditures in Program Year		
	2014	2015	2016
Expenditures for Rental Assistance	64,980	171,899	284,177
Expenditures for Housing Relocation and Stabilization Services - Financial Assistance	0	23,481	92,307
Expenditures for Housing Relocation & Stabilization Services - Services	0	81,591	161,553
Expenditures for Homeless Assistance under Emergency Shelter Grants Program	0	0	0
<b>Subtotal Rapid Re-Housing</b>	<b>64,980</b>	<b>276,971</b>	<b>538,037</b>

Table 26 – ESG Expenditures for Rapid Re-Housing

#### 11c. ESG Expenditures for Emergency Shelter

	Dollar Amount of Expenditures in Program Year		
	2014	2015	2016
Essential Services	0	29,342	52,392
Operations	121,864	54,238	204,977
Renovation	0	0	0

Major Rehab	0	0	0
Conversion	0	0	0
<b>Subtotal</b>	<b>121,864</b>	<b>83,580</b>	<b>257,369</b>

**Table 27 – ESG Expenditures for Emergency Shelter**

**11d. Other Grant Expenditures**

	<b>Dollar Amount of Expenditures in Program Year</b>		
	<b>2014</b>	<b>2015</b>	<b>2016</b>
Street Outreach	2,849,385	69,684	11,162
HMIS	3,350	20,776	29,962
Administration	54,692	36,675	26,583

**Table 28 - Other Grant Expenditures**

**11e. Total ESG Grant Funds**

<b>Total ESG Funds Expended</b>	<b>2014</b>	<b>2015</b>	<b>2016</b>
	3,107,993	491,736	893,775

**Table 29 - Total ESG Funds Expended**

**11f. Match Source**

	<b>2014</b>	<b>2015</b>	<b>2016</b>
Other Non-ESG HUD Funds	145,264	87,261	0
Other Federal Funds	164,566	259,586	0
State Government	157,194	345,067	0
Local Government	5,243	107,446	0
Private Funds	238,133	180,094	0

Other	255,698	404,807	0
Fees	18,511	42,586	0
Program Income	0	0	0
<b>Total Match Amount</b>	<b>984,609</b>	<b>1,426,847</b>	<b>0</b>

**Table 30 - Other Funds Expended on Eligible ESG Activities**

**11g. Total**

<b>Total Amount of Funds Expended on ESG Activities</b>	<b>2014</b>	<b>2015</b>	<b>2016</b>
	4,092,602	1,918,583	893,775

**Table 31 - Total Amount of Funds Expended on ESG Activities**

**PUBLIC NOTICE  
STATE OF WEST VIRGINIA**

**DRAFT**

**CONSOLIDATED ANNUAL PERFORMANCE AND EVALUATION REPORT**

As required by Section 104(d) of the Housing and Community Development Act and 24 CFR Part 91.115(d), the State of West Virginia is providing an opportunity for the public to comment on the Program Year 2016 Consolidated Annual Performance and Evaluation Report and State Performance and Evaluation Report. The reports are specific to the following programs: Community Development Block Grant (CDBG), HOME Investment Partnerships Program (HOME), Emergency Solutions Grant (ESG) and Housing Opportunities for Persons with AIDS (HOPWA), in the non-entitlement areas, from July 1, 2016 through June 30, 2017. The report is prepared by the West Virginia Development Office (WVDO) and the West Virginia Housing Development Fund.

A 15-day review and comment period begins on Monday, September 11, 2017, and concludes on Monday, September 25, 2017. To be considered in the report, written comments must be received in the WVDO at the address below, attention James Marshall, or submitted via email to [cdbg@wv.gov](mailto:cdbg@wv.gov) by the close of business on Monday, September 25, 2017.

The draft report will be available on the WVDO website at [www.wvdo.org/downloads](http://www.wvdo.org/downloads) during the comment period, by calling the WVDO at 800-982-3386, and at the offices listed below during normal business hours.

West Virginia Development Office  
State Capitol Complex  
Building 3, Suite 700  
Charleston, WV 25305-0311  
Telephone and TDD 304-558-2234



West Virginia Housing Development Fund  
5710 MacCorkle Avenue, SE  
Charleston, WV 25304  
Telephone and TDD 304-391-8600

It is a policy of the above agencies not to discriminate on the basis of race, color, national origin, sex, religion, age, and handicapped status in employment or the provision of services.

**PY16 CAPER**  
**Public Notice Publication NEWSPAPERS**

<b>Sunday Gazette-Mail</b> Circulation: 49,136 Phone: 304-348-4826 Area: Kanawha Valley	John McGucken	<a href="mailto:john.mcgucken@cnpapers.com">john.mcgucken@cnpapers.com</a>
<b>The Journal</b> Circulation: 10,272 Phone: 304-263-8931 Area: Eastern Panhandle	Judy Gelestor	<a href="mailto:jgelestor@journal-news.net">jgelestor@journal-news.net</a>
<b>Sunday News-Register</b> Circulation: 23,094 Phone: 304-233-0100 Area: Northern Panhandle	Shellie Higgins	<a href="mailto:shiggins@theintelligencer.net">shiggins@theintelligencer.net</a>
<b>The Dominion Post</b> Circulation: 17,567 Phone: 304-292-6301 Area: Northcentral	John Daniloski	<a href="mailto:jdanoski@dominionpost.com">jdanoski@dominionpost.com</a>
<b>The Register-Herald</b> Circulation: 14,593 Phone: 304-255-4400 Area: Southern	Peggy Weidensall	<a href="mailto:peggyw@register-herald.com">peggyw@register-herald.com</a>
<b>The Herald Dispatch</b> Circulation: 24,813 Phone: 304-526-4000 Area: Southwestern	Charles Jessup	<a href="mailto:cjessup@heralddispatch.com">cjessup@heralddispatch.com</a>





U.S. Department of Housing and Urban Development  
 Office of Community Planning and Development  
 Integrated Disbursement and Information System  
**Con Plan Goals and Accomplishments**  
 WEST VIRGINIA, 2015

Date: 09/07/2017  
 Time: 7:44 PM  
 Page: 1

**Accomplishments Associated With a Single Strategic Plan Goal**

Goal	Category	Funding Source & Amount	Outcome Indicator	Outcome Unit of Measure	Outcome Expected - Strategic Plan	Outcome Actual - Strategic Plan	Percent Complete	Outcome Expected - Program Year	Outcome Actual - Program Year	Percent Complete		
Development of Public Infrastructure	1	Non-Housing Community Development	CDBG: \$	Public Facility or Infrastructure Activities for Low/Moderate Income Housing Benefit	Households Assisted	1500	0	0.00%	1500	0	0.00%	
Local Community Development	2	Affordable Housing	HOME: \$3429971	Rental units constructed	Household Housing Unit	0	0		23	0	0.00%	
			HOME: \$3588720 / Housing Trust Fund: \$3000000	Rental units constructed	Household Housing Unit	0	0		53	0	0.00%	
			HOME: \$3429971	Rental units rehabilitated	Household Housing Unit	0	0		15	0	0.00%	
			HOME: \$3588720 / Housing Trust Fund: \$3000000	Rental units rehabilitated	Household Housing Unit	0	0		50	0	0.00%	
				Homeowner Housing Added	Household Housing Unit	0	0		12	0	0.00%	
			HOME: \$3429971	Homeowner Housing Rehabilitated	Household Housing Unit	0	0		25	0	0.00%	
			HOME: \$3588720 / Housing Trust Fund: \$3000000	Homeowner Housing Rehabilitated	Household Housing Unit	0	0		25	0	0.00%	
			HOME: \$3429971	Direct Financial Assistance to Homebuyers	Households Assisted	0	0		20	0	0.00%	
			HOME: \$3588720 / Housing Trust Fund: \$3000000	Direct Financial Assistance to Homebuyers	Households Assisted	0	0		20	0	0.00%	
				Other	Other	0	0		10	0	0.00%	
ESG Shelter Goal	2	4	Affordable Housing Homeless Non-Homeless Special Needs	ESG: \$	Homeless Person Overnight Shelter	Persons Assisted	1700	0	0.00%	1700	0	0.00%
ESG ReHousing and Prevention Goal 1	5	Homeless Non-Homeless Special Needs	ESG: \$	Tenant-based rental assistance / Rapid Rehousing	Households Assisted	300	0	0.00%	300	0	0.00%	
				Homelessness Prevention	Persons Assisted	100	0	0.00%	100	0	0.00%	
Provide Suitable Living Environment HOPWA	6	Non-Homeless Special Needs	HOPWA: \$	Homelessness Prevention	Persons Assisted	240	0	0.00%	240	0	0.00%	
				HIV/AIDS Housing Operations	Household Housing Unit	7	0	0.00%	7	0	0.00%	



U.S. Department of Housing and Urban Development  
 Office of Community Planning and Development  
 Integrated Disbursement and Information System  
**Con Plan Goals and Accomplishments**  
 WEST VIRGINIA, 2015

Date: 09/07/2017  
 Time: 7:44 PM  
 Page: 2

**Accomplishments Associated With a Single Strategic Plan Goal**

Goal	Category	Funding Source & Amount	Outcome Indicator	Outcome Unit of Measure	Outcome Expected - Strategic Plan	Outcome Actual - Strategic Plan	Percent Complete	Outcome Expected - Program Year	Outcome Actual - Program Year	Percent Complete	
Increase the supply of affordable housing	Affordable Housing	HOME: \$ / Housing Trust Fund: \$	Rental units constructed	Household Housing Unit	53	0	0.00%				
			Rental units rehabilitated	Household Housing Unit	50	0	0.00%	25	0	0.00%	
			Other	Other	10	0	0.00%	25	0	0.00%	
								10	0	0.00%	
Supporting homeownership opportunities	Affordable Housing	HOME: \$	Homeowner Housing Added	Household Housing Unit	12	0	0.00%				
			Direct Financial Assistance to Homebuyers	Households Assisted	3	0	0.00%				
Increase affordable, accessible housing	Affordable Housing	HOME: \$	Homeowner Housing Added	Household Housing Unit	3	0	0.00%				
Enhance the quality of housing	Affordable Housing	HOME: \$ / Housing Trust Fund: \$	Rental units constructed	Household Housing Unit	23	0	0.00%				
			Rental units rehabilitated	Household Housing Unit	50	0	0.00%				
			Homeowner Housing Rehabilitated	Household Housing Unit	25	0	0.00%				
			Direct Financial Assistance to Homebuyers	Households Assisted	20	0	0.00%				

**Accomplishments Associated With More Than One Strategic Plan Goal**

No data returned for this view. This might be because the applied filter excludes all data.



U.S. Department of Housing and Urban Development  
Office of Community Planning and Development  
Integrated Disbursement and Information System  
**Con Plan Goals and Accomplishments**  
WEST VIRGINIA, 2015

Date: 09/07/2017  
Time: 7:44 PM  
Page: 3

**Accomplishments Not Associated With a Strategic Plan Goal**

Project Name	Activity Name	Goal Outcome Indicator	Outcome Unit of Measure	Outcome Actual - Program Year
2013-2014 WVHDF CHDO Activities	817/819 Virginia Avenue Rental	Rental units constructed	Household Housing Unit	2
	829/831 Virginia Avenue Rental	Rental units constructed	Household Housing Unit	2
	CRI - Single Family 2013 South	Homeowner Housing Added	Household Housing Unit	3
	CRI Single Family 2013 North	Homeowner Housing Added	Household Housing Unit	3
	CRI Single Family 2015 B	Homeowner Housing Added	Household Housing Unit	1
	MDC SF 2010	Homeowner Housing Added	Household Housing Unit	3
	MOC - Rental 2010-1BR	Rental units constructed	Household Housing Unit	4
	PRIDE Single Family 2011	Homeowner Housing Added	Household Housing Unit	3
	SHED Rental 2014	Rental units constructed	Household Housing Unit	3
	South Avenue Apartments	Rental units constructed	Household Housing Unit	2
	Wetzel County Scattered Sites	Homeowner Housing Added	Household Housing Unit	2
BARBOUR COUNTY COMMISSION	BARBOUR CO. CHESTNUT RIDGE PSD EXTENSION	Public Facility or Infrastructure Activities other than Low/Moderate Income Housing Benefit	Persons Assisted	83
Barrackville's Wastewater System Improvement Project	Barrackville 11-0042	Public Facility or Infrastructure Activities other than Low/Moderate Income Housing Benefit	Persons Assisted	587
Boone Co Commission Mud River/Cox's Fork Water Line Ext	Boone County Commission	Public Facility or Infrastructure Activities other than Low/Moderate Income Housing Benefit	Persons Assisted	298
Braxton County Commission	Braxton County Water Extension	Public Facility or Infrastructure Activities other than Low/Moderate Income Housing Benefit	Persons Assisted	125
Burnsville Route 5-Orlando Road	Burnsville 13-0001	Public Facility or Infrastructure Activities other than Low/Moderate Income Housing Benefit	Persons Assisted	361
Cameron	Cameron Water Line Replacement	Public Facility or Infrastructure Activities other than Low/Moderate Income Housing Benefit	Persons Assisted	1150
Chapmanville Water System Upgrade	Chapmanville Water System Upgrade	Public Facility or Infrastructure Activities other than Low/Moderate Income Housing Benefit	Persons Assisted	1658
City of Richwood Hinkle Mountain/Laurel Creek Water Expansion	City of Richwood-Hinkle Mountain Laurel Water Ext.	Public Facility or Infrastructure Activities other than Low/Moderate Income Housing Benefit	Persons Assisted	1190
Clay CC Pack Fork-Independence Road	Clay CC 13-0002	Public Facility or Infrastructure Activities other than Low/Moderate Income Housing Benefit	Persons Assisted	675
Delbarton	Delbarton Sewer	Public Facility or Infrastructure Activities other than Low/Moderate Income Housing Benefit	Persons Assisted	462
Flemington Sanitary Sewer System	Flemington 11-0034	Public Facility or Infrastructure Activities other than Low/Moderate Income Housing Benefit	Persons Assisted	437
Franklin	Franklin Wastewater Treatment Project	Public Facility or Infrastructure Activities other than Low/Moderate Income Housing Benefit	Persons Assisted	856
Gilmer CC Cox's Mill Water Ext	Gilmer CC 11-0051	Public Facility or Infrastructure Activities other than Low/Moderate Income Housing Benefit	Persons Assisted	219
Greenbrier County Commission Sam Black Church	Greenbrier County Commission-Sam Black Church Water Ext.	Public Facility or Infrastructure Activities other than Low/Moderate Income Housing Benefit	Persons Assisted	2000
Harman Water Extension	Harman 11-0060	Public Facility or Infrastructure Activities other than Low/Moderate Income Housing Benefit	Persons Assisted	447
Hartford Sewer	Hartford Sewer	Public Facility or Infrastructure Activities other than Low/Moderate Income Housing Benefit	Persons Assisted	375



U.S. Department of Housing and Urban Development  
 Office of Community Planning and Development  
 Integrated Disbursement and Information System  
**Con Plan Goals and Accomplishments**  
 WEST VIRGINIA, 2015

Date: 09/07/2017  
 Time: 7:44 PM  
 Page: 4

**Accomplishments Not Associated With a Strategic Plan Goal**

Project Name	Activity Name	Goal Outcome Indicator	Outcome Unit of Measure	Outcome Actual - Program Year
laeger Regional Sewer Phase I Design	laeger 11-0023	Public Facility or Infrastructure Activities other than Low/Moderate Income Housing Benefit	Persons Assisted	188
Jackson County Commission	Jackson Co. Commission Cottageville Sewer Extension	Public Facility or Infrastructure Activities other than Low/Moderate Income Housing Benefit	Persons Assisted	172
Lewis CC Northwest Lewis Co Water Line	Lewis County Commission	Public Facility or Infrastructure Activities other than Low/Moderate Income Housing Benefit	Persons Assisted	957
Lincoln CC Big Harts Water Project	Lincoln CC 11-0006X	Public Facility or Infrastructure Activities other than Low/Moderate Income Housing Benefit	Persons Assisted	4184
Lincoln CC Frances Creek Waterline Extension	Lincoln CC Frances Creek Waterline Extension	Public Facility or Infrastructure Activities other than Low/Moderate Income Housing Benefit	Persons Assisted	2792
Logan County Commission	Logan County Wastewater Extension	Public Facility or Infrastructure Activities other than Low/Moderate Income Housing Benefit	Persons Assisted	5983
Marion CC Colfax PSD Sewer	Marion County Commission-Colfax PSD Sewer	Public Facility or Infrastructure Activities other than Low/Moderate Income Housing Benefit	Persons Assisted	720
Marlinton Water System	Marlinton, Town of	Public Facility or Infrastructure Activities other than Low/Moderate Income Housing Benefit	Persons Assisted	1546
Matewan	Matewan Thacker Branch Water Extension	Public Facility or Infrastructure Activities other than Low/Moderate Income Housing Benefit	Persons Assisted	350
Meadow Bridge	Meadow Bridge Wastewater Treatment Plant	Public Facility or Infrastructure Activities other than Low/Moderate Income Housing Benefit	Persons Assisted	806
Mercer CC Summers Phase IV-B Elgood	Mercer County Commission	Public Facility or Infrastructure Activities other than Low/Moderate Income Housing Benefit	Persons Assisted	397
Mineral CC Fountain PSD	Mineral CC Foundatin PSD	Public Facility or Infrastructure Activities other than Low/Moderate Income Housing Benefit	Persons Assisted	1269
Mingo CC Ben Creek	Mingo CC 13-0003	Public Facility or Infrastructure Activities other than Low/Moderate Income Housing Benefit	Persons Assisted	4805
Mullens Wyoming Co PSD	Mullens Wyoming Co PSD	Public Facility or Infrastructure Activities other than Low/Moderate Income Housing Benefit	Persons Assisted	530
Pendleton CC Seneca Riverton Water	Pendleton County Commission	Public Facility or Infrastructure Activities other than Low/Moderate Income Housing Benefit	Persons Assisted	240
Piedmont Phase II Water	Piedmont, City of	Public Facility or Infrastructure Activities other than Low/Moderate Income Housing Benefit	Persons Assisted	1012
Randolph County Commission Sewer	Randolph County Commission Sewer	Public Facility or Infrastructure Activities other than Low/Moderate Income Housing Benefit	Persons Assisted	592
Ritchie CC Union-Victory Ridge	Ritchie CC 13-0004	Public Facility or Infrastructure Activities other than Low/Moderate Income Housing Benefit	Persons Assisted	47
Ritchie County Commission Water	Ritchie County Commission Water	Public Facility or Infrastructure Activities other than Low/Moderate Income Housing Benefit	Persons Assisted	70
Romney Chesapeake Bay Sewer	Romney Chesapeake Bay Sewer	Public Facility or Infrastructure Activities other than Low/Moderate Income Housing Benefit	Persons Assisted	2128
Rowlesburg Etam/Macomber Water	Rowesburg, Town of	Public Facility or Infrastructure Activities other than Low/Moderate Income Housing Benefit	Persons Assisted	568
Salem Water	Salem Water	Public Facility or Infrastructure Activities other than Low/Moderate Income Housing Benefit	Persons Assisted	1636



U.S. Department of Housing and Urban Development  
 Office of Community Planning and Development  
 Integrated Disbursement and Information System  
**Con Plan Goals and Accomplishments**  
 WEST VIRGINIA, 2015

Date: 09/07/2017  
 Time: 7:44 PM  
 Page: 5

**Accomplishments Not Associated With a Strategic Plan Goal**

Project Name	Activity Name	Goal Outcome Indicator	Outcome Unit of Measure	Outcome Actual - Program Year
Summers CC Meadow Creek Sewer	Summers CC Meadow Creek Sewer	Public Facility or Infrastructure Activities other than Low/Moderate Income Housing Benefit	Persons Assisted	165
Summersville Glade Creek	Summersville 13-0005	Public Facility or Infrastructure Activities other than Low/Moderate Income Housing Benefit	Persons Assisted	2686
Town of Northfork Northfork-Elkhorn Water Project Phase II	Town of Northfork-Elkhorn Phase II Water Ext.	Public Facility or Infrastructure Activities other than Low/Moderate Income Housing Benefit	Persons Assisted	580
Town of Paw Paw Water Line Rehabilitation Project	Town of Paw Paw Municipal Water System	Public Facility or Infrastructure Activities other than Low/Moderate Income Housing Benefit	Persons Assisted	400
Tucker CC Hamrick PSD Water	Tucker County Commission	Public Facility or Infrastructure Activities other than Low/Moderate Income Housing Benefit	Persons Assisted	174
Upshur County Commission Water	Upshur County Commission Water	Public Facility or Infrastructure Activities other than Low/Moderate Income Housing Benefit	Persons Assisted	306
War Shop Hollow/Centerville Sewer	War Shop Hollow and Centerville	Public Facility or Infrastructure Activities other than Low/Moderate Income Housing Benefit	Persons Assisted	249
Wirt County Commission	Wirt County Commission Sewer	Public Facility or Infrastructure Activities other than Low/Moderate Income Housing Benefit	Persons Assisted	318
Wyoming CC Bud Alpoca Water	Wyoming County Commission	Public Facility or Infrastructure Activities other than Low/Moderate Income Housing Benefit	Persons Assisted	530
WVHDF CHDO Activities	Appalachia Homes II	Homeowner Housing Added	Household Housing Unit	3
WVHDF CHDO Activities	KISRA Putnam I	Homeowner Housing Added	Household Housing Unit	3
WVHDF CHDO Activities	MOC Rental 2010 - 2 Bedroom	Rental units constructed	Household Housing Unit	4
WVHDF CHDO Activities	New Martinsville Housing Project	Homeowner Housing Added	Household Housing Unit	3
WVHDF CHDO ACTIVITIES	Mountain CAP Single Family Housing - 09	Homeowner Housing Added	Household Housing Unit	3
WVHDF CHDO ACTIVITIES	PROUD HOMES	Homeowner Housing Added	Household Housing Unit	4
WVHDF CHDO ACTIVITIES	SHED Homeownership 2009	Homeowner Housing Added	Household Housing Unit	3
WVHDF HOMErent Activities	Green Acres Apartments	Rental units rehabilitated	Household Housing Unit	58
WVHDF HOMErent Activities	Greenbrier Estates	Rental units rehabilitated	Household Housing Unit	45
WVHDF HOMErent Activities	Lynnview Apartments	Rental units rehabilitated	Household Housing Unit	8
WVHDF HOMErent Activities	Northview Senior Apartments	Rental units constructed	Household Housing Unit	4
WVHDF HOMErent Activities	Oak Valley Garden Apartments	Rental units constructed	Household Housing Unit	7
WVHDF HOMErent Activities	Ryan Village Apartments	Rental units rehabilitated	Household Housing Unit	31
WVHDF HOMErent Activities	Sunny Buck Gardens	Rental units constructed	Household Housing Unit	15
WVHDF HOMErent Activities	The Reserve at Rose Bud	Rental units constructed	Household Housing Unit	11
WVHDF HOMErent Activities	West Run Transitional Housing	Housing for Homeless added	Household Housing Unit	11
WVHDF HOMErent Activities	West Run Transitional Housing	Rental units rehabilitated	Household Housing Unit	0
WVHDF HOMErent Activities	Weston Commons Apartments	Rental units rehabilitated	Household Housing Unit	24
WVHDF Single Family Activities	Amber N. McClain	Homeowner Housing Added	Household Housing Unit	1
WVHDF Single Family Activities	Barry D. Wetzel, Jr.	Homeowner Housing Added	Household Housing Unit	1



U.S. Department of Housing and Urban Development  
 Office of Community Planning and Development  
 Integrated Disbursement and Information System  
**Con Plan Goals and Accomplishments**  
 WEST VIRGINIA, 2015

Date: 09/07/2017  
 Time: 7:44 PM  
 Page: 6

**Accomplishments Not Associated With a Strategic Plan Goal**

Project Name	Activity Name	Goal Outcome Indicator	Outcome Unit of Measure	Outcome Actual - Program Year	
WVHDF Single Family Activities	Brent D. Boggess	Homeowner Housing Added	Household Housing Unit	1	
	Carmen R. Marshall	Homeowner Housing Added	Household Housing Unit	1	
	Christina A. Veltri	Homeowner Housing Added	Household Housing Unit	1	
	Christina D. Jordan	Homeowner Housing Added	Household Housing Unit	1	
	Claudia M. Thomas	Homeowner Housing Added	Household Housing Unit	1	
	Cody W. Ash	Homeowner Housing Added	Household Housing Unit	1	
	Davane A. Clawges	Homeowner Housing Added	Household Housing Unit	1	
	Dessiree D. Huey	Homeowner Housing Added	Household Housing Unit	1	
	Donna J. Loar	Homeowner Housing Added	Household Housing Unit	1	
	James P. Morgan	Homeowner Housing Added	Household Housing Unit	1	
	Jeffrey A. Kramer	Homeowner Housing Added	Household Housing Unit	1	
	Jeremy L. Slider	Homeowner Housing Added	Household Housing Unit	1	
	Jessica D. Hall	Homeowner Housing Added	Household Housing Unit	1	
	Jessica R. Bailey	Homeowner Housing Added	Household Housing Unit	1	
Jonathon T. Reed	Homeowner Housing Added	Household Housing Unit	1		
WVHDF Single Family Activities	Jordan C Parker	Homeowner Housing Added	Household Housing Unit	1	
WVHDF Single Family Activities	Justin R. Taylor	Homeowner Housing Added	Household Housing Unit	1	
	Katie M. Wolfe	Homeowner Housing Added	Household Housing Unit	1	
	Kayla & Stephen Bissett	Homeowner Housing Added	Household Housing Unit	1	
	Kendra B. Romano	Homeowner Housing Added	Household Housing Unit	1	
	Kenneth M. Fisher	Homeowner Housing Added	Household Housing Unit	1	
	Laura N. Johnson	Homeowner Housing Added	Household Housing Unit	1	
	Lynzi A. Cottingham	Homeowner Housing Added	Household Housing Unit	1	
	Matthew A. Freeman	Homeowner Housing Added	Household Housing Unit	1	
	Meigan A. Kropp	Homeowner Housing Added	Household Housing Unit	1	
	Melinda K Puccio	Homeowner Housing Added	Household Housing Unit	1	
	Micah S. White	Homeowner Housing Added	Household Housing Unit	1	
	WVHDF Single Family Activities	Oran U. Bell, Jr.	Homeowner Housing Added	Household Housing Unit	1
	WVHDF Single Family Activities	Pamela Ann Ramey	Homeowner Housing Added	Household Housing Unit	1
		Robert A. Hunt	Homeowner Housing Added	Household Housing Unit	1
Robin L. Morehead		Homeowner Housing Added	Household Housing Unit	1	
Saba Sukkar		Homeowner Housing Added	Household Housing Unit	1	
Sandra K. Dumire		Homeowner Housing Added	Household Housing Unit	1	
Tressie S Hurst		Homeowner Housing Added	Household Housing Unit	1	
Trista A. Ramsey		Homeowner Housing Added	Household Housing Unit	1	
WVHDF Single Family Activities		William G Sisk	Homeowner Housing Added	Household Housing Unit	1
WVHDO CHDO Activities	INSPIRING PLACES	Homeowner Housing Added	Household Housing Unit	3	
	PADEN CITY TRIPLEX	Rental units constructed	Household Housing Unit	3	
	Project American Dream III	Homeowner Housing Added	Household Housing Unit	3	
	RCCR SINGLE FAMILY PUTNAM 2010	Homeowner Housing Added	Household Housing Unit	3	
	SUMMER ELMS PHASE I	Homeowner Housing Added	Household Housing Unit	4	

U.S. Department of Housing and Urban Development  
 Office of Community Planning and Development  
 Integrated Disbursement and Information System  
 State of West Virginia  
 Performance and Evaluation Report  
 For Grant Year 2014  
 As of 06/28/2017

Grant Number B14DC540001

**Part I: Financial Status**

**A. Sources of State CDBG Funds**

1)	State Allocation	\$12,831,207.00
2)	Program Income	
3)	Program income receipted in IDIS	\$0.00
3 a)	Program income receipted from Section 108 Projects (for SI type)	\$0.00
4)	Adjustment to compute total program income	\$0.00
5)	Total program income (sum of lines 3 and 4)	\$0.00
6)	Section 108 Loan Funds	\$0.00
7)	Total State CDBG Resources (sum of lines 1,5 and 6)	\$12,831,207.00

**B. State CDBG Resources by Use**

8)	State Allocation	
9)	Obligated to recipients	\$12,426,124.00
10)	Adjustment to compute total obligated to recipients	\$0.00
11)	Total obligated to recipients (sum of lines 9 and 10)	\$12,426,124.00
12)	Set aside for State Administration	\$356,624.00
13)	Adjustment to compute total set aside for State Administration	\$0.00
14)	Total set aside for State Administration (sum of lines 12 and 13)	\$356,624.00
15)	Set aside for Technical Assistance	\$128,312.00
16)	Adjustment to compute total set aside for Technical Assistance	\$0.00
17)	Total set aside for Technical Assistance (sum of lines 15 and 16)	\$128,312.00
18)	State funds set aside for State Administration match	\$0.00

U.S. Department of Housing and Urban Development  
 Office of Community Planning and Development  
 Integrated Disbursement and Information System  
 State of West Virginia  
 Performance and Evaluation Report  
 For Grant Year 2014  
 As of 06/28/2017

6/28/2017  
9:25

Grant Number B14DC540001

19)	Program Income	
20)	Returned to the state and redistributed	
20 a)	Section 108 program income expended for the Section 108 repayment	
21)	Adjustment to compute total redistributed	\$0.00
22)	Total redistributed (sum of lines 20 and 21)	\$0.00
23)	Returned to the state and not yet redistributed	\$0.00
23 a)	Section 108 program income not yet disbursed	\$0.00
24)	Adjustment to compute total not yet redistributed	\$0.00
25)	Total not yet redistributed (sum of lines 23 and 24)	\$0.00
26)	Retained by recipients	\$0.00
27)	Adjustment to compute total retained	\$0.00
28)	Total retained (sum of lines 26 and 27)	\$0.00

**C. Expenditures of State CDBG Resources**

29)	Drawn for State Administration	\$49,588.24
30)	Adjustment to amount drawn for State Administration	\$0.00
31)	Total drawn for State Administration	\$49,588.24
32)	Drawn for Technical Assistance	\$33,886.95
33)	Adjustment to amount drawn for Technical Assistance	\$0.00
34)	Total drawn for Technical Assistance	\$33,886.95
35)	Drawn for Section 108 Repayments	\$0.00
36)	Adjustment to amount drawn for Section 108 Repayments	\$0.00
37)	Total drawn for Section 108 Repayments	\$0.00
38)	Drawn for all other activities	\$5,973,178.83
39)	Adjustment to amount drawn for all other activities	\$0.00
40)	Total drawn for all other activities	\$5,973,178.83



U.S. Department of Housing and Urban Development  
Office of Community Planning and Development  
Integrated Disbursement and Information System  
State of West Virginia  
Performance and Evaluation Report  
For Grant Year 2014  
As of 06/28/2017

Grant Number B14DC540001

**D. Compliance with Public Service (PS) Cap**

41)	Disbursed in IDIS for PS	\$0.00
42)	Adjustment to compute total disbursed for PS	\$0.00
43)	Total disbursed for PS (sum of lines 41 and 42)	\$0.00
44)	Amount subject to PS cap	
45)	State Allocation (line 1)	\$12,831,207.00
46)	Program Income Received (line 5)	\$0.00
47)	Adjustment to compute total subject to PS cap	\$0.00
48)	Total subject to PS cap (sum of lines 45-47)	\$12,831,207.00
49)	Percent of funds disbursed to date for PS (line 43 / line 48)	0.00%

**E. Compliance with Planning and Administration (P/A) Cap**

50)	Disbursed in IDIS for P/A from all fund types - Combined	\$49,588.24
51)	Adjustment to compute total disbursed for P/A	\$0.00
52)	Total disbursed for P/A (sum of lines 50 and 51)	\$49,588.24
53)	Amount subject to Combined Expenditure P/A cap	
54)	State Allocation (line 1)	\$12,831,207.00
55)	Program Income Received (line 5)	\$0.00
56)	Adjustment to compute total subject to P/A cap	\$0.00
57)	Total subject to P/A cap (sum of lines 54-56)	\$12,831,207.00
58)	Percent of funds disbursed to date for P/A (line 52 / line 57) Combined Cap	0.39%
59)	Disbursed in IDIS for P/A from Annual Grant Only	\$49,588.24
60)	Amount subject the Annual Grant P/A cap	
61)	State Allocation	\$12,831,207.00
62)	Percent of funds disbursed to date for P/A (line 59 / line 61) Annual Grant Cap	0.39%

U.S. Department of Housing and Urban Development  
Office of Community Planning and Development  
Integrated Disbursement and Information System  
State of West Virginia  
Performance and Evaluation Report  
For Grant Year 2014  
As of 06/28/2017

Grant Number B14DC540001

**Part II: Compliance with Overall Low and Moderate Income Benefit**

63) Period specified for benefit: grant years 2013 2015

64) Final PER for compliance with the overall benefit test: [ **No** ]

Grant Year	2013	2014	2015	Total
65) Benefit LMI persons and households (1)	10,799,346.62	5,973,178.83	1,849,967.09	18,622,492.54
66) Benefit LMI, 108 activities	0.00	0.00	0.00	0.00
67) Benefit LMI, other adjustments	0.00	0.00	0.00	0.00
68) Total, Benefit LMI (sum of lines 65-67)	10,799,346.62	5,973,178.83	1,849,967.09	18,622,492.54
69) Prevent/Eliminate Slum/Blight	0.00	0.00	0.00	0.00
70) Prevent Slum/Blight, 108 activities	0.00	0.00	0.00	0.00
71) Total, Prevent Slum/Blight (sum of lines 69 and 70)	0.00	0.00	0.00	0.00
72) Meet Urgent Community Development Needs	0.00	0.00	0.00	0.00
73) Meet Urgent Needs, 108 activities	0.00	0.00	0.00	0.00
74) Total, Meet Urgent Needs (sum of lines 72 and 73)	0.00	0.00	0.00	0.00
75) Acquisition, New Construction, Rehab/Special	0.00	0.00	0.00	0.00
76) Total disbursements subject to overall LMI benefit	10,799,346.62	5,973,178.83	1,849,967.09	18,622,492.54
77) Low and moderate income benefit (line 68 / line 76)	1.00	1.00	1.00	1.00
74) Other Disbursements	1.00	1.00	1.00	3.00
79) State Administration	81,811.41	49,588.24	33,194.06	164,593.71
80) Technical Assistance	46,135.36	33,886.95	10,950.57	90,972.88
81) Local Administration	0.00	0.00	0.00	0.00
82) Section 108 repayments	0.00	0.00	0.00	0.00

U.S. Department of Housing and Urban Development  
 Office of Community Planning and Development  
 Integrated Disbursement and Information System  
 State of West Virginia  
 Performance and Evaluation Report  
 For Grant Year 2015  
 As of 06/28/2017

Grant Number B15DC540001

**Part I: Financial Status**

**A. Sources of State CDBG Funds**

1)	State Allocation	\$12,528,038.00
2)	Program Income	
3)	Program income receipted in IDIS	\$0.00
3 a)	Program income receipted from Section 108 Projects (for SI type)	\$0.00
4)	Adjustment to compute total program income	\$0.00
5)	Total program income (sum of lines 3 and 4)	\$0.00
6)	Section 108 Loan Funds	\$0.00
7)	Total State CDBG Resources (sum of lines 1,5 and 6)	\$12,528,038.00

**B. State CDBG Resources by Use**

8)	State Allocation	
9)	Obligated to recipients	\$12,486,173.00
10)	Adjustment to compute total obligated to recipients	\$0.00
11)	Total obligated to recipients (sum of lines 9 and 10)	\$12,486,173.00
12)	Set aside for State Administration	\$350,561.00
13)	Adjustment to compute total set aside for State Administration	\$0.00
14)	Total set aside for State Administration (sum of lines 12 and 13)	\$350,561.00
15)	Set aside for Technical Assistance	\$125,280.00
16)	Adjustment to compute total set aside for Technical Assistance	\$0.00
17)	Total set aside for Technical Assistance (sum of lines 15 and 16)	\$125,280.00
18)	State funds set aside for State Administration match	\$0.00

U.S. Department of Housing and Urban Development  
Office of Community Planning and Development  
Integrated Disbursement and Information System  
State of West Virginia  
Performance and Evaluation Report  
For Grant Year 2015  
As of 06/28/2017

6/28/2017  
9:22

Grant Number B15DC540001

19)	Program Income	
20)	Returned to the state and redistributed	
20 a)	Section 108 program income expended for the Section 108 repayment	
21)	Adjustment to compute total redistributed	\$0.00
22)	Total redistributed (sum of lines 20 and 21)	\$0.00
23)	Returned to the state and not yet redistributed	\$0.00
23 a)	Section 108 program income not yet disbursed	\$0.00
24)	Adjustment to compute total not yet redistributed	\$0.00
25)	Total not yet redistributed (sum of lines 23 and 24)	\$0.00
26)	Retained by recipients	\$0.00
27)	Adjustment to compute total retained	\$0.00
28)	Total retained (sum of lines 26 and 27)	\$0.00

**C. Expenditures of State CDBG Resources**

29)	Drawn for State Administration	\$33,194.06
30)	Adjustment to amount drawn for State Administration	\$0.00
31)	Total drawn for State Administration	\$33,194.06
32)	Drawn for Technical Assistance	\$10,950.57
33)	Adjustment to amount drawn for Technical Assistance	\$0.00
34)	Total drawn for Technical Assistance	\$10,950.57
35)	Drawn for Section 108 Repayments	\$0.00
36)	Adjustment to amount drawn for Section 108 Repayments	\$0.00
37)	Total drawn for Section 108 Repayments	\$0.00
38)	Drawn for all other activities	\$1,849,967.09
39)	Adjustment to amount drawn for all other activities	\$0.00
40)	Total drawn for all other activities	\$1,849,967.09

U.S. Department of Housing and Urban Development  
Office of Community Planning and Development  
Integrated Disbursement and Information System  
State of West Virginia  
Performance and Evaluation Report  
For Grant Year 2015  
As of 06/28/2017

Grant Number B15DC540001

**D. Compliance with Public Service (PS) Cap**

41)	Disbursed in IDIS for PS	\$0.00
42)	Adjustment to compute total disbursed for PS	\$0.00
43)	Total disbursed for PS (sum of lines 41 and 42)	\$0.00
44)	Amount subject to PS cap	
45)	State Allocation (line 1)	\$12,528,038.00
46)	Program Income Received (line 5)	\$0.00
47)	Adjustment to compute total subject to PS cap	\$0.00
48)	Total subject to PS cap (sum of lines 45-47)	\$12,528,038.00
49)	Percent of funds disbursed to date for PS (line 43 / line 48)	0.00%

**E. Compliance with Planning and Administration (P/A) Cap**

50)	Disbursed in IDIS for P/A from all fund types - Combined	\$33,194.06
51)	Adjustment to compute total disbursed for P/A	\$0.00
52)	Total disbursed for P/A (sum of lines 50 and 51)	\$33,194.06
53)	Amount subject to Combined Expenditure P/A cap	
54)	State Allocation (line 1)	\$12,528,038.00
55)	Program Income Received (line 5)	\$0.00
56)	Adjustment to compute total subject to P/A cap	\$0.00
57)	Total subject to P/A cap (sum of lines 54-56)	\$12,528,038.00
58)	Percent of funds disbursed to date for P/A (line 52 / line 57) Combined Cap	0.26%
59)	Disbursed in IDIS for P/A from Annual Grant Only	\$33,194.06
60)	Amount subject the Annual Grant P/A cap	
61)	State Allocation	\$12,528,038.00
62)	Percent of funds disbursed to date for P/A (line 59 / line 61) Annual Grant Cap	0.26%

U.S. Department of Housing and Urban Development  
 Office of Community Planning and Development  
 Integrated Disbursement and Information System  
 State of West Virginia  
 Performance and Evaluation Report  
 For Grant Year 2015  
 As of 06/28/2017

Grant Number B15DC540001

**Part II: Compliance with Overall Low and Moderate Income Benefit**

63) Period specified for benefit: grant years 2013 2015

64) Final PER for compliance with the overall benefit test: [ **Yes** ]

Grant Year	2013	2014	2015	Total
65) Benefit LMI persons and households (1)	10,799,346.62	5,973,178.83	1,849,967.09	18,622,492.54
66) Benefit LMI, 108 activities	0.00	0.00	0.00	0.00
67) Benefit LMI, other adjustments	0.00	0.00	0.00	0.00
68) Total, Benefit LMI (sum of lines 65-67)	10,799,346.62	5,973,178.83	1,849,967.09	18,622,492.54
69) Prevent/Eliminate Slum/Blight	0.00	0.00	0.00	0.00
70) Prevent Slum/Blight, 108 activities	0.00	0.00	0.00	0.00
71) Total, Prevent Slum/Blight (sum of lines 69 and 70)	0.00	0.00	0.00	0.00
72) Meet Urgent Community Development Needs	0.00	0.00	0.00	0.00
73) Meet Urgent Needs, 108 activities	0.00	0.00	0.00	0.00
74) Total, Meet Urgent Needs (sum of lines 72 and 73)	0.00	0.00	0.00	0.00
75) Acquisition, New Construction, Rehab/Special	0.00	0.00	0.00	0.00
76) Total disbursements subject to overall LMI benefit	10,799,346.62	5,973,178.83	1,849,967.09	18,622,492.54
77) Low and moderate income benefit (line 68 / line 76)	1.00	1.00	1.00	1.00
74) Other Disbursements	1.00	1.00	1.00	3.00
79) State Administration	81,811.41	49,588.24	33,194.06	164,593.71
80) Technical Assistance	46,135.36	33,886.95	10,950.57	90,972.88
81) Local Administration	0.00	0.00	0.00	0.00
82) Section 108 repayments	0.00	0.00	0.00	0.00

U.S. Department of Housing and Urban Development  
 Office of Community Planning and Development  
 Integrated Disbursement and Information System  
 State of West Virginia  
 Performance and Evaluation Report  
 For Grant Year 2016  
 As of 06/28/2017

Grant Number B16DC540001

**Part I: Financial Status**

**A. Sources of State CDBG Funds**

1)	State Allocation	\$12,520,351.00
2)	Program Income	
3)	Program income receipted in IDIS	\$0.00
3 a)	Program income receipted from Section 108 Projects (for SI type)	\$0.00
4)	Adjustment to compute total program income	\$0.00
5)	Total program income (sum of lines 3 and 4)	\$0.00
6)	Section 108 Loan Funds	\$0.00
7)	Total State CDBG Resources (sum of lines 1,5 and 6)	\$12,520,351.00

**B. State CDBG Resources by Use**

8)	State Allocation	
9)	Obligated to recipients	\$12,320,351.00
10)	Adjustment to compute total obligated to recipients	\$0.00
11)	Total obligated to recipients (sum of lines 9 and 10)	\$12,320,351.00
12)	Set aside for State Administration	\$350,407.00
13)	Adjustment to compute total set aside for State Administration	\$0.00
14)	Total set aside for State Administration (sum of lines 12 and 13)	\$350,407.00
15)	Set aside for Technical Assistance	\$125,204.00
16)	Adjustment to compute total set aside for Technical Assistance	\$0.00
17)	Total set aside for Technical Assistance (sum of lines 15 and 16)	\$125,204.00
18)	State funds set aside for State Administration match	\$0.00

U.S. Department of Housing and Urban Development  
 Office of Community Planning and Development  
 Integrated Disbursement and Information System  
 State of West Virginia  
 Performance and Evaluation Report  
 For Grant Year 2016  
 As of 06/28/2017

6/28/2017  
9:15

Grant Number B16DC540001

19)	Program Income	
20)	Returned to the state and redistributed	
20 a)	Section 108 program income expended for the Section 108 repayment	
21)	Adjustment to compute total redistributed	\$0.00
22)	Total redistributed (sum of lines 20 and 21)	\$0.00
23)	Returned to the state and not yet redistributed	\$0.00
23 a)	Section 108 program income not yet disbursed	\$0.00
24)	Adjustment to compute total not yet redistributed	\$0.00
25)	Total not yet redistributed (sum of lines 23 and 24)	\$0.00
26)	Retained by recipients	\$0.00
27)	Adjustment to compute total retained	\$0.00
28)	Total retained (sum of lines 26 and 27)	\$0.00

**C. Expenditures of State CDBG Resources**

29)	Drawn for State Administration	\$8.00
30)	Adjustment to amount drawn for State Administration	\$0.00
31)	Total drawn for State Administration	\$8.00
32)	Drawn for Technical Assistance	\$0.00
33)	Adjustment to amount drawn for Technical Assistance	\$0.00
34)	Total drawn for Technical Assistance	\$0.00
35)	Drawn for Section 108 Repayments	\$0.00
36)	Adjustment to amount drawn for Section 108 Repayments	\$0.00
37)	Total drawn for Section 108 Repayments	\$0.00
38)	Drawn for all other activities	\$30,588.24
39)	Adjustment to amount drawn for all other activities	\$0.00
40)	Total drawn for all other activities	\$30,588.24



U.S. Department of Housing and Urban Development  
Office of Community Planning and Development  
Integrated Disbursement and Information System  
State of West Virginia  
Performance and Evaluation Report  
For Grant Year 2016  
As of 06/28/2017

Grant Number B16DC540001

**D. Compliance with Public Service (PS) Cap**

41)	Disbursed in IDIS for PS	\$0.00
42)	Adjustment to compute total disbursed for PS	\$0.00
43)	Total disbursed for PS (sum of lines 41 and 42)	\$0.00
44)	Amount subject to PS cap	
45)	State Allocation (line 1)	\$12,520,351.00
46)	Program Income Received (line 5)	\$0.00
47)	Adjustment to compute total subject to PS cap	\$0.00
48)	Total subject to PS cap (sum of lines 45-47)	\$12,520,351.00
49)	Percent of funds disbursed to date for PS (line 43 / line 48)	0.00%

**E. Compliance with Planning and Administration (P/A) Cap**

50)	Disbursed in IDIS for P/A from all fund types - Combined	\$8.00
51)	Adjustment to compute total disbursed for P/A	\$0.00
52)	Total disbursed for P/A (sum of lines 50 and 51)	\$8.00
53)	Amount subject to Combined Expenditure P/A cap	
54)	State Allocation (line 1)	\$12,520,351.00
55)	Program Income Received (line 5)	\$0.00
56)	Adjustment to compute total subject to P/A cap	\$0.00
57)	Total subject to P/A cap (sum of lines 54-56)	\$12,520,351.00
58)	Percent of funds disbursed to date for P/A (line 52 / line 57) Combined Cap	0.00%
59)	Disbursed in IDIS for P/A from Annual Grant Only	\$8.00
60)	Amount subject the Annual Grant P/A cap	
61)	State Allocation	\$12,520,351.00
62)	Percent of funds disbursed to date for P/A (line 59 / line 61) Annual Grant Cap	0.00%

U.S. Department of Housing and Urban Development  
Office of Community Planning and Development  
Integrated Disbursement and Information System  
State of West Virginia  
Performance and Evaluation Report  
For Grant Year 2016  
As of 06/28/2017

Grant Number B16DC540001

**Part II: Compliance with Overall Low and Moderate Income Benefit**

63) Period specified for benefit: grant years 2016 2018

64) Final PER for compliance with the overall benefit test: [ **No** ]

Grant Year	2016	2017	2018	Total
65) Benefit LMI persons and households (1)	30,588.24	0.00	0.00	30,588.24
66) Benefit LMI, 108 activities	0.00	0.00	0.00	0.00
67) Benefit LMI, other adjustments	0.00	0.00	0.00	0.00
68) Total, Benefit LMI (sum of lines 65-67)	30,588.24	0.00	0.00	30,588.24
69) Prevent/Eliminate Slum/Blight	0.00	0.00	0.00	0.00
70) Prevent Slum/Blight, 108 activities	0.00	0.00	0.00	0.00
71) Total, Prevent Slum/Blight (sum of lines 69 and 70)	0.00	0.00	0.00	0.00
72) Meet Urgent Community Development Needs	0.00	0.00	0.00	0.00
73) Meet Urgent Needs, 108 activities	0.00	0.00	0.00	0.00
74) Total, Meet Urgent Needs (sum of lines 72 and 73)	0.00	0.00	0.00	0.00
75) Acquisition, New Construction, Rehab/Special	0.00	0.00	0.00	0.00
76) Total disbursements subject to overall LMI benefit	30,588.24	0.00	0.00	30,588.24
77) Low and moderate income benefit (line 68 / line 76)	1.00	0.00	0.00	1.00
74) Other Disbursements	1.00	1.00	1.00	3.00
79) State Administration	8.00	0.00	0.00	8.00
80) Technical Assistance	0.00	0.00	0.00	0.00
81) Local Administration	0.00	0.00	0.00	0.00
82) Section 108 repayments	0.00	0.00	0.00	0.00

U.S. Department of Housing and Urban Development  
 Office of Community Planning and Development  
 Integrated Disbursement and Information System  
 State CDBG Program Activity Summary Report  
 Program Year 2016  
 WEST VIRGINIA

UGLG: Brooke County Commission  
 Grant Year: 2007  
 Project: 0074 - BROOKE CO. SEWER PROJECT PHAS II  
 Objective: Create suitable living environments

IDIS Activity: 3956 - BROOKE COUNTY COMMISSION  
 Status: Open \$0.00  
 Location: 632 Main St Wellsburg, WV 26070-1743  
 Outcome: Availability/accessibility  
 Matrix Code: Water/Sewer Improvements (03J)  
 National Objective: LMA

Initial Funding Date: 05/29/2008  
 Financing:  
 Funded Amount: \$200,000.00  
 Net Drawn: \$200,000.00  
 Balance: \$0.00  
 Description: TO COMPLETE THE ENGINEERING DESIGN AND REQUIRED ADMINISTRATIVE SERVICES FOR THE CNOSTRUCTION OF A CENTRALIZED WASTEWATER SYSTEM.

Proposed Accomplishments:  
 People (General) : 1,050  
 Total Population in Service Area: 0  
 Census Tract Percent Low / Mod: 0.00

Actual Accomplishments:

Number assisted:

	Owner		Renter		Total		Person
	Total	Hispanic	Total	Hispanic	Total	Hispanic	
White:	0	0	0	0	0	0	0
Black/African American:	0	0	0	0	0	0	0
Asian:	0	0	0	0	0	0	0
American Indian/Alaskan Native:	0	0	0	0	0	0	0
Native Hawaiian/Other Pacific Islander:	0	0	0	0	0	0	0
American Indian/Alaskan Native & White:	0	0	0	0	0	0	0
Asian White:	0	0	0	0	0	0	0
Black/African American & White:	0	0	0	0	0	0	0
American Indian/Alaskan Native & Black/African American:	0	0	0	0	0	0	0
Other multi-racial:	0	0	0	0	0	0	0
Asian/Pacific Islander:	0	0	0	0	0	0	0
Hispanic:	0	0	0	0	0	0	0
Total:	0	0	0	0	0	0	0
Female-headed Households:	0		0		0		

Income Category:

	Owner	Renter	Total	Person
Extremely Low	0	0	0	0
Low Mod	0	0	0	0
Moderate	0	0	0	0
Non Low Moderate	0	0	0	0
Total	0	0	0	0
Percent Low/Mod	0.0%	0.0%	0.0%	0.0%

Annual Accomplishments

Accomplishment Narrative

Year	# Benefiting	Accomplishment Narrative
2013		0 Design completed. Permits obtained. Project team scheduled. Easement acquisition is underway.
2010		0 Design is 80% complete. The commission has submitted for the remaining \$1.2 million for the sewage project. Phase I of this project is 90% complete.
2014		0 Easements acquisitions almost complete at over 80%. Engineer applied for permits. Project approved by PSD. 4/10/14: 33% of easements. ERR being completed. 3/17/14: ERR in progress. Notice To Proceed with Exempt Activities issued. Received clearance letter from SHPO. Permits applied for. Easement acquisitions at 20%.
2008		0 ENGINEERING DESIGN IS COMPLETE AND HAS BEEN SUBMITTED TO IJDC FOR APPROVAL THEN ON TO DEP FOR THEIR APPROVAL.
2007		0 ENGINEERING DESIGN IS COMPLETE.

U.S. Department of Housing and Urban Development  
 Office of Community Planning and Development  
 Integrated Disbursement and Information System  
 State CDBG Program Activity Summary Report  
 Program Year 2016  
 WEST VIRGINIA

UGLG: BARBOUR COUNTY COMMISSION  
 Grant Year: 2008  
 Project: 0042 - BARBOUR COUNTY COMMISSION

Objective: Create suitable living environments

IDIS Activity: 4057 - BARBOUR CO. CHESTNUT RIDGE PSD EXTENSION  
 Status: Open \$0.00  
 Location:  
 8 Court St Philippi, WV 26416-1142

Outcome: Availability/accessibility  
 Matrix Code: Water/Sewer Improvements (03J)

National Objective: LMA

Initial Funding Date: 03/30/2009  
 Financing:  
 Funded Amount: \$200,000.00  
 Net Drawn: \$200,000.00  
 Balance: \$0.00

Description:  
 TO COMPLETE THE ENGINEERING DESIGN TO EXTEND WATER SERVICE TO THE PEA RIDGE, COLEBANK, AND ROUTE 92 N AREAS OF BARBOUR COUNTY.

Proposed Accomplishments:  
 People (General) : 0  
 Total Population in Service Area: 83  
 Census Tract Percent Low / Mod: 65.00

Actual Accomplishments:

Number assisted:

	Owner		Renter		Total		Person
	Total	Hispanic	Total	Hispanic	Total	Hispanic	
White:	0	0	0	0	0	0	0
Black/African American:	0	0	0	0	0	0	0
Asian:	0	0	0	0	0	0	0
American Indian/Alaskan Native:	0	0	0	0	0	0	0
Native Hawaiian/Other Pacific Islander:	0	0	0	0	0	0	0
American Indian/Alaskan Native & White:	0	0	0	0	0	0	0
Asian White:	0	0	0	0	0	0	0
Black/African American & White:	0	0	0	0	0	0	0
American Indian/Alaskan Native & Black/African American:	0	0	0	0	0	0	0
Other multi-racial:	0	0	0	0	0	0	0
Asian/Pacific Islander:	0	0	0	0	0	0	0
Hispanic:	0	0	0	0	0	0	0
Total:	0	0	0	0	0	0	0
Female-headed Households:	0		0		0		

Income Category:

	Owner	Renter	Total	Person
Extremely Low	0	0	0	0
Low Mod	0	0	0	0
Moderate	0	0	0	0
Non Low Moderate	0	0	0	0
Total	0	0	0	0
Percent Low/Mod	0.0%	0.0%	0.0%	0.0%

U.S. Department of Housing and Urban Development  
 Office of Community Planning and Development  
 Integrated Disbursement and Information System  
 State CDBG Program Activity Summary Report  
 Program Year 2016  
 WEST VIRGINIA

Project: 0042 - BARBOUR COUNTY COMMISSION

IDIS Activity: 4057 - BARBOUR CO. CHESTNUT RIDGE PSD EXTENSION

Annual Accomplishments	Accomplishment Narrative
Year	# Benefiting
2014	0 11/12/14 - Construction is expected to begin the week of November 3. 4/11/14 - Pre bid scheduled for 4/22/14, Bid opening 5/6/14, const. should start 8/1/14. 4/13 - PSD submitted C&N application with PSC and is awaiting approval by 8/1/13, bid process expected to start 7/1/13, all design complete, health dept. permit approved, binding commitment from IJDC expected 5/8/13. 5/12 PSD is in process of acquiring the right of ways, which they currently have 13 of the 18 needed (72%). Two pieces of property needed for the pump station and the water tank have been given to the District, so 100% of acquisitions have been obtained. Gathering all documentation to prepare submission to the Public Service Commission. Schedule shows bidding the project by August 2012. Project is on schedule and no amendments are expected. 5/11 Project has been delayed because of the change of scope and the need for additional funds. Project should be complete and closed out by 12/12. 11/10 - Design complete. Environmental complete.
2016	0 August 2016 Funds were used to extend water service in the Chestnut Ridge area of Barbour County. Construction is complete. Final Performance Report expected by September 2016.
2009	0 Finishing design, getting user agreements signed and right of ways acquired.
2013	0 Grantee has been drawing from previous grant (activity #4057). Grantee was obtaining additional funding to cover estimated project overrun, acquiring all of the right of ways, and submitting the PSC Certificate of Convenience and Necessity application. Materials were provided to the project attorney in October 2012. Also, the Rule 42 has to be redone because the City of Philippi just went through a rate increase.  The design has been completed, all permits received, and the rights of ways have been obtained.  It is expected that the PSC will be in a position to advertise for bids in April or May 2013.
2008	0 PRELIMINARY DESIGN IS COMPLETE AND FINAL DESIGN IS 45 PERCENT COMPLETE.
2015	0 Project is progressing. Construction is expected to be complete by the end of 2015.
2010	0 This project is 100% designed. Barbour County has requested a change of scope and is requesting additional funding.

U.S. Department of Housing and Urban Development  
 Office of Community Planning and Development  
 Integrated Disbursement and Information System  
 State CDBG Program Activity Summary Report  
 Program Year 2016  
 WEST VIRGINIA

UGLG: BARBOUR COUNTY COMMISSION  
 Grant Year: 2009  
 Project: 0042 - BARBOUR COUNTY COMMISSION

Objective: Create suitable living environments

IDIS Activity: 4057 - BARBOUR CO. CHESTNUT RIDGE PSD EXTENSION  
 Status: Open \$0.00  
 Location:  
 8 Court St Philippi, WV 26416-1142

Outcome: Availability/accessibility  
 Matrix Code: Water/Sewer Improvements (03J)  
 National Objective: LMA

Initial Funding Date: 03/30/2009  
 Financing:  
 Funded Amount: \$645,000.00  
 Net Drawn: \$645,000.00  
 Balance: \$0.00

Description:  
 TO COMPLETE THE ENGINEERING DESIGN TO EXTEND WATER SERVICE TO THE PEA RIDGE, COLEBANK, AND ROUTE 92 N AREAS OF BARBOUR COUNTY.

Proposed Accomplishments:  
 People (General) : 0  
 Total Population in Service Area: 83  
 Census Tract Percent Low / Mod: 65.00

Actual Accomplishments:

Number assisted:

	Owner		Renter		Total		Person
	Total	Hispanic	Total	Hispanic	Total	Hispanic	
White:	0	0	0	0	0	0	0
Black/African American:	0	0	0	0	0	0	0
Asian:	0	0	0	0	0	0	0
American Indian/Alaskan Native:	0	0	0	0	0	0	0
Native Hawaiian/Other Pacific Islander:	0	0	0	0	0	0	0
American Indian/Alaskan Native & White:	0	0	0	0	0	0	0
Asian White:	0	0	0	0	0	0	0
Black/African American & White:	0	0	0	0	0	0	0
American Indian/Alaskan Native & Black/African American:	0	0	0	0	0	0	0
Other multi-racial:	0	0	0	0	0	0	0
Asian/Pacific Islander:	0	0	0	0	0	0	0
Hispanic:	0	0	0	0	0	0	0
Total:	0	0	0	0	0	0	0
Female-headed Households:	0		0		0		

Income Category:

	Owner	Renter	Total	Person
Extremely Low	0	0	0	0
Low Mod	0	0	0	0
Moderate	0	0	0	0
Non Low Moderate	0	0	0	0
Total	0	0	0	0
Percent Low/Mod	0.0%	0.0%	0.0%	0.0%

U.S. Department of Housing and Urban Development  
 Office of Community Planning and Development  
 Integrated Disbursement and Information System  
 State CDBG Program Activity Summary Report  
 Program Year 2016  
 WEST VIRGINIA

Project: 0042 - BARBOUR COUNTY COMMISSION

IDIS Activity: 4057 - BARBOUR CO. CHESTNUT RIDGE PSD EXTENSION

Annual Accomplishments		Accomplishment Narrative
Year	# Benefiting	
2014	0	11/12/14 - Construction is expected to begin the week of November 3. 4/11/14 - Pre bid scheduled for 4/22/14, Bid opening 5/6/14, const. should start 8/1/14. 4/13 - PSD submitted C&N application with PSC and is awaiting approval by 8/1/13, bid process expected to start 7/1/13, all design complete, health dept. permit approved, binding commitment from IJDC expected 5/8/13. 5/12 PSD is in process of acquiring the right of ways, which they currently have 13 of the 18 needed (72%). Two pieces of property needed for the pump station and the water tank have been given to the District, so 100% of acquisitions have been obtained. Gathering all documentation to prepare submission to the Public Service Commission. Schedule shows bidding the project by August 2012. Project is on schedule and no amendments are expected. 5/11 Project has been delayed because of the change of scope and the need for additional funds. Project should be complete and closed out by 12/12. 11/10 - Design complete. Environmental complete.
2016	0	August 2016 Funds were used to extend water service in the Chestnut Ridge area of Barbour County. Construction is complete. Final Performance Report expected by September 2016.
2009	0	Finishing design, getting user agreements signed and right of ways acquired.
2013	0	Grantee has been drawing from previous grant (activity #4057). Grantee was obtaining additional funding to cover estimated project overrun, acquiring all of the right of ways, and submitting the PSC Certificate of Convenience and Necessity application. Materials were provided to the project attorney in October 2012. Also, the Rule 42 has to be redone because the City of Philippi just went through a rate increase.  The design has been completed, all premits received, and the rights of ways have been obtained.  It is expected that the PSC will be in a position to advertise for bids in April or May 2013.
2008	0	PRELIMINARY DESIGN IS COMPLETE AND FINAL DESIGN IS 45 PERCENT COMPLETE.
2015	0	Project is progressing. Construction is expected to be complete by the end of 2015.
2010	0	This project is 100% designed. Barbour County has requested a change of scope and is requesting additional funding.

U.S. Department of Housing and Urban Development  
 Office of Community Planning and Development  
 Integrated Disbursement and Information System  
 State CDBG Program Activity Summary Report  
 Program Year 2016  
 WEST VIRGINIA

UGLG: JACKSON COUNTY COMMISSION  
 Grant Year: 2009  
 Project: 0064 - Jackson County Commission

Objective: Create suitable living environments

IDIS Activity: 4246 - Jackson Co. Commission Cottageville Sewer Extension  
 Status: Open \$0.00  
 Location:  
 PO Box 800 Ripley, WV 25271-0800

Outcome: Availability/accessibility  
 Matrix Code: Water/Sewer Improvements (03J)

National Objective: LMA

Initial Funding Date: 11/05/2009  
 Financing:  
 Funded Amount: \$199,836.00  
 Net Drawn: \$199,836.00  
 Balance: \$0.00

Description:  
 Design and administration grant to complete the engineering design and required administrative services for the sewer extension in the Cottageville area.

Proposed Accomplishments:  
 People (General) : 172  
 Total Population in Service Area: 172  
 Census Tract Percent Low / Mod: 73.80

Actual Accomplishments:

Number assisted:

	Owner		Renter		Total		Person
	Total	Hispanic	Total	Hispanic	Total	Hispanic	
White:	0	0	0	0	0	0	0
Black/African American:	0	0	0	0	0	0	0
Asian:	0	0	0	0	0	0	0
American Indian/Alaskan Native:	0	0	0	0	0	0	0
Native Hawaiian/Other Pacific Islander:	0	0	0	0	0	0	0
American Indian/Alaskan Native & White:	0	0	0	0	0	0	0
Asian White:	0	0	0	0	0	0	0
Black/African American & White:	0	0	0	0	0	0	0
American Indian/Alaskan Native & Black/African American:	0	0	0	0	0	0	0
Other multi-racial:	0	0	0	0	0	0	0
Asian/Pacific Islander:	0	0	0	0	0	0	0
Hispanic:	0	0	0	0	0	0	0
Total:	0	0	0	0	0	0	0
Female-headed Households:	0		0		0		

Income Category:

	Owner	Renter	Total	Person
Extremely Low	0	0	0	0
Low Mod	0	0	0	0
Moderate	0	0	0	0
Non Low Moderate	0	0	0	0
Total	0	0	0	0
Percent Low/Mod	0.0%	0.0%	0.0%	0.0%



U.S. Department of Housing and Urban Development  
 Office of Community Planning and Development  
 Integrated Disbursement and Information System  
 State CDBG Program Activity Summary Report  
 Program Year 2016  
 WEST VIRGINIA

Project: 0064 - Jackson County Commission

IDIS Activity: 4246 - Jackson Co. Commission Cottageville Sewer Extension

Annual Accomplishments	Accomplishment Narrative
Year	# Benefiting
2015	0 2015 August 2016: Following a slow start, the project is now fully funded by CDBG and USDA-RD. The Jackson County Commission has submitted a request for Authorization to Bid, and bidding is expected in September 2016. The project is expected to proceed to construction in early 2017.
2010	0 2016 8/29. The project has encountered numerous delays, however the Jackson County Commission secured additional funding through USDA-RD to complete this project. The project has been granted Authorization to Bid, and will bid in September 2016.
2014	0 5/28/14 - funds released in may 2014 after err approval. 80% of easements should be secured by the end of June. additional funding was granted in January 2014.
2016	0 June 2016: Project is progressing after a substantial delay. USDA closing was conducted in December 2016. Construction began in March 2017. Substantial completion is expected by December 2018. June 2017: Construction began 3/1/2017. Substantial completion expected to be 1/25/2018 with a final payment by 3/6/2018.
2013	0 Previous inactivity was due to the PSD's consideration of funding needed. In August of 2012, the PSD decided to approach the IJDC for a loan. Cottageville PSD will acquire a CWSRF Deferred loan and is also applying for FY2013 SCBG funding.  Design work has been completed and title work is now underway.

U.S. Department of Housing and Urban Development  
 Office of Community Planning and Development  
 Integrated Disbursement and Information System  
 State CDBG Program Activity Summary Report  
 Program Year 2016  
 WEST VIRGINIA

UGLG: FRANKLIN  
 Grant Year: 2010  
 Project: 0046 - Franklin

Objective: Create suitable living environments

IDIS Activity: 4414 - Franklin Wastewater Treatment Project  
 Status: Open \$0.00  
 Location:  
 PO Box 483 Franklin, WV 26807-0483

Outcome: Availability/accessibility  
 Matrix Code: Water/Sewer Improvements (03J)

National Objective: LMA

Initial Funding Date: 12/16/2010  
 Financing:  
 Funded Amount: \$200,000.00  
 Net Drawn: \$200,000.00  
 Balance: \$0.00

Description:  
 Design and administration grant for the town's wastewater treatment plant installation project.

Proposed Accomplishments:  
 People (General) : 856  
 Total Population in Service Area: 856  
 Census Tract Percent Low / Mod: 79.50

Actual Accomplishments:

Number assisted:

	Owner		Renter		Total		Person
	Total	Hispanic	Total	Hispanic	Total	Hispanic	
White:	0	0	0	0	0	0	0
Black/African American:	0	0	0	0	0	0	0
Asian:	0	0	0	0	0	0	0
American Indian/Alaskan Native:	0	0	0	0	0	0	0
Native Hawaiian/Other Pacific Islander:	0	0	0	0	0	0	0
American Indian/Alaskan Native & White:	0	0	0	0	0	0	0
Asian White:	0	0	0	0	0	0	0
Black/African American & White:	0	0	0	0	0	0	0
American Indian/Alaskan Native & Black/African American:	0	0	0	0	0	0	0
Other multi-racial:	0	0	0	0	0	0	0
Asian/Pacific Islander:	0	0	0	0	0	0	0
Hispanic:	0	0	0	0	0	0	0
Total:	0	0	0	0	0	0	0
Female-headed Households:	0		0		0		

Income Category:

	Owner	Renter	Total	Person
Extremely Low	0	0	0	0
Low Mod	0	0	0	0
Moderate	0	0	0	0
Non Low Moderate	0	0	0	0
Total	0	0	0	0
Percent Low/Mod	0.0%	0.0%	0.0%	0.0%

U.S. Department of Housing and Urban Development  
 Office of Community Planning and Development  
 Integrated Disbursement and Information System  
 State CDBG Program Activity Summary Report  
 Program Year 2016  
 WEST VIRGINIA

Project: 0046 - Franklin

IDIS Activity: 4414 - Franklin Wastewater Treatment Project

Annual Accomplishments		Accomplishment Narrative
Year	# Benefiting	
2014	0	12/2/14 - Design in 100% complete and has been submitted to WV DEP for review and comments. 10/25/13 - Greenhorn & O'Mara has merged with Stantec. Design is 100% complete for contract #1 (collection system improvements). Design of the WWTP improvements is at 95%. Remaining work to complete WWTP contract includes: finalizing selection of chlorine feed equip. and and total technical specs. Completion due 11/15/13 3/21/13 - Accountant completed Rule 42, design is complete.
2016	0	August 2016 Project was bid in June 2016, and was over budget. Project team continues to work to reduce costs within the current scope of work and budget. December 2016 Construction underway - Contract 1 is 15% complete and Contract 2 is 10% complete. January 2017. Contract 1 is 21% complete and Contract 2 is 10%. Work delayed due to weather. March 2017 - Contract 1 is 50% complete and contract 2 is 10% complete. May 2017: Contract 1 is 98% complete. All pipe has been installed and pipe lining is completed. Contract 2 is 20% complete. Lagoon 1 has been dewatered and all air line, curtain walls, and sludge removed.
2013	0	Insufficient funds required an application for remaining costs which has not been awarded yet. The Town is submitting a SCBG application for remaining costs to complete the project. The final draw for this design grant will be submitted with the FPR. Project is expected to be 100% complete by April1, 2013. Accounting is complete. 4-3-13 Design is complete and Rule 42 is complete.
2015	0	Project engineering design and administrative services continue in 2015. Project is expected to bid by the end of 2015.
2010	0	The design of this project is 30% complete and will reach completion by September 2011. At that time the project will be ready for submittal to the regulatory agencies for permit approvals.

U.S. Department of Housing and Urban Development  
 Office of Community Planning and Development  
 Integrated Disbursement and Information System  
 State CDBG Program Activity Summary Report  
 Program Year 2016  
 WEST VIRGINIA

UGLG: UPSHUR COUNTY COMMISSION  
 Grant Year: 2010  
 Project: 0065 - Upshur County Commission Water

Objective: Create suitable living environments

IDIS Activity: 4432 - Upshur County Commission Water  
 Status: Open \$0.00  
 Location: 38 W Main St Rm 302 Buckhannon, WV 26201-2259

Outcome: Availability/accessibility  
 Matrix Code: Water/Sewer Improvements (03J)

National Objective: LMA

Initial Funding Date: 12/28/2010  
 Financing:  
 Funded Amount: \$200,000.00  
 Net Drawn: \$200,000.00  
 Balance: \$0.00

Description:  
 Funds will be used to complete the engineering design and required administrative services to extend water service.

Proposed Accomplishments:  
 People (General) : 306  
 Total Population in Service Area: 306  
 Census Tract Percent Low / Mod: 63.00

Actual Accomplishments:

Number assisted:

	Owner		Renter		Total		Person
	Total	Hispanic	Total	Hispanic	Total	Hispanic	
White:	0	0	0	0	0	0	0
Black/African American:	0	0	0	0	0	0	0
Asian:	0	0	0	0	0	0	0
American Indian/Alaskan Native:	0	0	0	0	0	0	0
Native Hawaiian/Other Pacific Islander:	0	0	0	0	0	0	0
American Indian/Alaskan Native & White:	0	0	0	0	0	0	0
Asian White:	0	0	0	0	0	0	0
Black/African American & White:	0	0	0	0	0	0	0
American Indian/Alaskan Native & Black/African American:	0	0	0	0	0	0	0
Other multi-racial:	0	0	0	0	0	0	0
Asian/Pacific Islander:	0	0	0	0	0	0	0
Hispanic:	0	0	0	0	0	0	0
Total:	0	0	0	0	0	0	0
Female-headed Households:	0		0		0		

Income Category:

	Owner	Renter	Total	Person
Extremely Low	0	0	0	0
Low Mod	0	0	0	0
Moderate	0	0	0	0
Non Low Moderate	0	0	0	0
Total	0	0	0	0
Percent Low/Mod	0.0%	0.0%	0.0%	0.0%

Annual Accomplishments

Accomplishment Narrative

Year	# Benefiting	Accomplishment Narrative
2014	0	12/23/14 - construction expected to begin by sept 1 2015. 3/28/14 - permits recieved, ROF 6/11/13, PSC approval expected 6/14
2015	0	Construction is underway. Contract 1 is 13 percent complete and contract 2 is 25 percent complete.
2016	0	Project is progressing according to schedule. May 2017: Final payment and the Final Performance Report were submitted.
2013	0	The design of this project is complete and all permits have been received. The project administrator is currently completing the Final Performance Report which should be submitted by May 15, 2013.
2010	0	The design should be completed this summer. Application has been made to the Small Cities Block Grant for additional funding.

U.S. Department of Housing and Urban Development  
 Office of Community Planning and Development  
 Integrated Disbursement and Information System  
 State CDBG Program Activity Summary Report  
 Program Year 2016  
 WEST VIRGINIA

UGLG: WETZEL COUNTY COMMISSION  
 Grant Year: 2010  
 Project: 0068 - Wetzel County Commission Water Extension  
 IDIS Activity: 4435 - Wetzel County Commission Water Extension  
 Status: Open \$0.00  
 Location: PO Box 156 New Martinsville, WV 26155-0156

Objective: Create suitable living environments  
 Outcome: Availability/accessibility  
 Matrix Code: Water/Sewer Improvements (03J)  
 National Objective: LMA

Initial Funding Date: 12/28/2010  
 Financing:  
 Funded Amount: \$200,000.00  
 Net Drawn: \$200,000.00  
 Balance: \$0.00

Description:  
 Funds will be used to complete the engineering and required administrative services for the Wetzel County PSD #1 waterline extension project.

Proposed Accomplishments:  
 People (General) : 250  
 Total Population in Service Area: 250  
 Census Tract Percent Low / Mod: 51.20

Actual Accomplishments:

Number assisted:

	Owner		Renter		Total		Person
	Total	Hispanic	Total	Hispanic	Total	Hispanic	
White:	0	0	0	0	0	0	0
Black/African American:	0	0	0	0	0	0	0
Asian:	0	0	0	0	0	0	0
American Indian/Alaskan Native:	0	0	0	0	0	0	0
Native Hawaiian/Other Pacific Islander:	0	0	0	0	0	0	0
American Indian/Alaskan Native & White:	0	0	0	0	0	0	0
Asian White:	0	0	0	0	0	0	0
Black/African American & White:	0	0	0	0	0	0	0
American Indian/Alaskan Native & Black/African American:	0	0	0	0	0	0	0
Other multi-racial:	0	0	0	0	0	0	0
Asian/Pacific Islander:	0	0	0	0	0	0	0
Hispanic:	0	0	0	0	0	0	0
Total:	0	0	0	0	0	0	0
Female-headed Households:	0		0		0		

Income Category:

	Owner	Renter	Total	Person
Extremely Low	0	0	0	0
Low Mod	0	0	0	0
Moderate	0	0	0	0
Non Low Moderate	0	0	0	0
Total	0	0	0	0
Percent Low/Mod	0.0%	0.0%	0.0%	0.0%

Annual Accomplishments

Accomplishment Narrative

Year	# Benefiting	Accomplishment Narrative
2014		0 2015 August 2016: The initial project is complete. Additional work is being completed with IJDC funding. 12/3/14 - contract #1 is 100% complete. 2/28/14: Contract #1 about 28% and Contract #2 about 57% complete. Tank cap installed and about 80% complete. Draw #13 submitted. 1/24/2014: Waterline about 24% complete. Water tank about 56% complete. Draw #12 submitted. 1/13/2014: ROF 1/9/2014. Draw Requests #10 & #11 paid. Project proceeding.
2010		0 Preliminary design is 90% complete. Plans will be submitted to the PSD for their review and approval.

U.S. Department of Housing and Urban Development  
 Office of Community Planning and Development  
 Integrated Disbursement and Information System  
 State CDBG Program Activity Summary Report  
 Program Year 2016  
 WEST VIRGINIA

UGLG: WIRT COUNTY COMMISSION  
 Grant Year: 2010  
 Project: 0070 - Wirt County Commission

Objective: Create suitable living environments

IDIS Activity: 4443 - Wirt County Commission Sewer  
 Status: Open \$0.00  
 Location:  
 PO Box 53 Elizabeth, WV 26143-0053

Outcome: Availability/accessibility  
 Matrix Code: Water/Sewer Improvements (03J)

National Objective: LMA

Initial Funding Date: 12/30/2010  
 Financing:  
 Funded Amount: \$300,000.00  
 Net Drawn: \$300,000.00  
 Balance: \$0.00

Description:  
 Funds will be used to construct a sewer treatment and collection system in the Spring Valley area.

Proposed Accomplishments:  
 People (General) : 0  
 Total Population in Service Area: 318  
 Census Tract Percent Low / Mod: 85.50

Actual Accomplishments:

Number assisted:

	Owner		Renter		Total		Person
	Total	Hispanic	Total	Hispanic	Total	Hispanic	
White:	0	0	0	0	0	0	0
Black/African American:	0	0	0	0	0	0	0
Asian:	0	0	0	0	0	0	0
American Indian/Alaskan Native:	0	0	0	0	0	0	0
Native Hawaiian/Other Pacific Islander:	0	0	0	0	0	0	0
American Indian/Alaskan Native & White:	0	0	0	0	0	0	0
Asian White:	0	0	0	0	0	0	0
Black/African American & White:	0	0	0	0	0	0	0
American Indian/Alaskan Native & Black/African American:	0	0	0	0	0	0	0
Other multi-racial:	0	0	0	0	0	0	0
Asian/Pacific Islander:	0	0	0	0	0	0	0
Hispanic:	0	0	0	0	0	0	0
Total:	0	0	0	0	0	0	0
Female-headed Households:	0		0		0		

Income Category:

	Owner	Renter	Total	Person
Extremely Low	0	0	0	0
Low Mod	0	0	0	0
Moderate	0	0	0	0
Non Low Moderate	0	0	0	0
Total	0	0	0	0
Percent Low/Mod	0.0%	0.0%	0.0%	0.0%

Annual Accomplishments

Accomplishment Narrative

Year	# Benefiting	Accomplishment Narrative
2014		0 6/6/14 - environmental review is being completed and request for rof to be submitted soon. engineering design and pre-bid preparations are complete. 2/25/14: Approval of Evidentiary Materials and Notice to Proceed with Exempt activities issued. Draw #6 submitted. Construction to begin late 2014.
2016		0 All construction work is complete and all CDBG funds have been expended. The final inspection has been approved by the engineer and owner. The Final Performance Report was approved in November 2016
2015		0 Construction is complete. Administrative costs remain and Final Performance Report is pending. Expect to close by the end of 2016.
2013		0 Due to revised cost estimate the County Commission has requested a change of scope for the SCBG grant and other project funds needed have not been secured. Development Office approval of the SCBG scope revision and completion of the final items needed to receive a binding commitment for other project funds needed. Project design has been 95% completed.

U.S. Department of Housing and Urban Development  
 Office of Community Planning and Development  
 Integrated Disbursement and Information System  
 State CDBG Program Activity Summary Report  
 Program Year 2016  
 WEST VIRGINIA

UGLG: Brooke County Commission  
 Grant Year: 2011  
 Project: 0074 - BROOKE CO. SEWER PROJECT PHAS II  
 Objective: Create suitable living environments

IDIS Activity: 3956 - BROOKE COUNTY COMMISSION  
 Status: Open \$0.00  
 Location: 632 Main St Wellsburg, WV 26070-1743  
 Outcome: Availability/accessibility  
 Matrix Code: Water/Sewer Improvements (03J)  
 National Objective: LMA

Initial Funding Date: 05/29/2008  
 Financing:  
 Funded Amount: \$200,000.00  
 Net Drawn: \$200,000.00  
 Balance: \$0.00

Description:  
 TO COMPLETE THE ENGINEERING DESIGN AND REQUIRED ADMINISTRATIVE SERVICES FOR THE CNOSTRUCTION OF A CENTRALIZED WASTEWATER SYSTEM.

Proposed Accomplishments:  
 People (General) : 1,050  
 Total Population in Service Area: 0  
 Census Tract Percent Low / Mod: 0.00

Actual Accomplishments:

Number assisted:

	Owner		Renter		Total		Person
	Total	Hispanic	Total	Hispanic	Total	Hispanic	
White:	0	0	0	0	0	0	0
Black/African American:	0	0	0	0	0	0	0
Asian:	0	0	0	0	0	0	0
American Indian/Alaskan Native:	0	0	0	0	0	0	0
Native Hawaiian/Other Pacific Islander:	0	0	0	0	0	0	0
American Indian/Alaskan Native & White:	0	0	0	0	0	0	0
Asian White:	0	0	0	0	0	0	0
Black/African American & White:	0	0	0	0	0	0	0
American Indian/Alaskan Native & Black/African American:	0	0	0	0	0	0	0
Other multi-racial:	0	0	0	0	0	0	0
Asian/Pacific Islander:	0	0	0	0	0	0	0
Hispanic:	0	0	0	0	0	0	0
Total:	0	0	0	0	0	0	0
Female-headed Households:	0		0		0		

Income Category:

	Owner	Renter	Total	Person
Extremely Low	0	0	0	0
Low Mod	0	0	0	0
Moderate	0	0	0	0
Non Low Moderate	0	0	0	0
Total	0	0	0	0
Percent Low/Mod	0.0%	0.0%	0.0%	0.0%

Annual Accomplishments

Accomplishment Narrative

Year	# Benefiting	Accomplishment Narrative
2013		0 Design completed. Permits obtained. Project team scheduled. Easement acquisition is underway.
2010		0 Design is 80% complete. The commission has submitted for the remaining \$1.2 million for the sewage project. Phase I of this project is 90% complete.
2014		0 Easements acquisitions almost complete at over 80%. Engineer applied for permits. Project approved by PSD. 4/10/14: 33% of easements. ERR being completed. 3/17/14: ERR in progress. Notice To Proceed with Exempt Activities issued. Received clearance letter from SHPO. Permits applied for. Easement acquisitions at 80%.
2008		0 ENGINEERING DESIGN IS COMPLETE AND HAS BEEN SUBMITTED TO IJDC FOR APPROVAL THEN ON TO DEP FOR THEIR APPROVAL.
2007		0 ENGINEERING DESIGN IS COMPLETE.

U.S. Department of Housing and Urban Development  
 Office of Community Planning and Development  
 Integrated Disbursement and Information System  
 State CDBG Program Activity Summary Report  
 Program Year 2016  
 WEST VIRGINIA

UGLG: BARBOUR COUNTY COMMISSION  
 Grant Year: 2011  
 Project: 0042 - BARBOUR COUNTY COMMISSION

Objective: Create suitable living environments

IDIS Activity: 4057 - BARBOUR CO. CHESTNUT RIDGE PSD EXTENSION  
 Status: Open \$0.00  
 Location:  
 8 Court St Philippi, WV 26416-1142

Outcome: Availability/accessibility  
 Matrix Code: Water/Sewer Improvements (03J)  
 National Objective: LMA

Initial Funding Date: 03/30/2009  
 Financing:  
 Funded Amount: \$655,000.00  
 Net Drawn: \$655,000.00  
 Balance: \$0.00

Description:  
 TO COMPLETE THE ENGINEERING DESIGN TO EXTEND WATER SERVICE TO THE PEA RIDGE, COLEBANK, AND ROUTE 92 N AREAS OF BARBOUR COUNTY.

Proposed Accomplishments:  
 People (General) : 0  
 Total Population in Service Area: 83  
 Census Tract Percent Low / Mod: 65.00

Actual Accomplishments:

Number assisted:

	Owner		Renter		Total		Person
	Total	Hispanic	Total	Hispanic	Total	Hispanic	
White:	0	0	0	0	0	0	0
Black/African American:	0	0	0	0	0	0	0
Asian:	0	0	0	0	0	0	0
American Indian/Alaskan Native:	0	0	0	0	0	0	0
Native Hawaiian/Other Pacific Islander:	0	0	0	0	0	0	0
American Indian/Alaskan Native & White:	0	0	0	0	0	0	0
Asian White:	0	0	0	0	0	0	0
Black/African American & White:	0	0	0	0	0	0	0
American Indian/Alaskan Native & Black/African American:	0	0	0	0	0	0	0
Other multi-racial:	0	0	0	0	0	0	0
Asian/Pacific Islander:	0	0	0	0	0	0	0
Hispanic:	0	0	0	0	0	0	0
Total:	0	0	0	0	0	0	0
Female-headed Households:	0		0		0		

Income Category:

	Owner	Renter	Total	Person
Extremely Low	0	0	0	0
Low Mod	0	0	0	0
Moderate	0	0	0	0
Non Low Moderate	0	0	0	0
Total	0	0	0	0
Percent Low/Mod	0.0%	0.0%	0.0%	0.0%



U.S. Department of Housing and Urban Development  
 Office of Community Planning and Development  
 Integrated Disbursement and Information System  
 State CDBG Program Activity Summary Report  
 Program Year 2016  
 WEST VIRGINIA

Project: 0042 - BARBOUR COUNTY COMMISSION

IDIS Activity: 4057 - BARBOUR CO. CHESTNUT RIDGE PSD EXTENSION

Annual Accomplishments	Accomplishment Narrative
Year	# Benefiting
2014	0 11/12/14 - Construction is expected to begin the week of November 3. 4/11/14 - Pre bid scheduled for 4/22/14, Bid opening 5/6/14, const. should start 8/1/14. 4/13 - PSD submitted C&N application with PSC and is awaiting approval by 8/1/13, bid process expected to start 7/1/13, all design complete, health dept. permit approved, binding commitment from IJDC expected 5/8/13. 5/12 PSD is in process of acquiring the right of ways, which they currently have 13 of the 18 needed (72%). Two pieces of property needed for the pump station and the water tank have been given to the District, so 100% of acquisitions have been obtained. Gathering all documentation to prepare submission to the Public Service Commission. Schedule shows bidding the project by August 2012. Project is on schedule and no amendments are expected. 5/11 Project has been delayed because of the change of scope and the need for additional funds. Project should be complete and closed out by 12/12. 11/10 - Design complete. Environmental complete.
2016	0 August 2016 Funds were used to extend water service in the Chestnut Ridge area of Barbour County. Construction is complete. Final Performance Report expected by September 2016.
2009	0 Finishing design, getting user agreements signed and right of ways acquired.
2013	0 Grantee has been drawing from previous grant (activity #4057). Grantee was obtaining additional funding to cover estimated project overrun, acquiring all of the right of ways, and submitting the PSC Certificate of Convenience and Necessity application. Materials were provided to the project attorney in October 2012. Also, the Rule 42 has to be redone because the City of Philippi just went through a rate increase.  The design has been completed, all premits received, and the rights of ways have been obtained.  It is expected that the PSC will be in a position to advertise for bids in April or May 2013.
2008	0 PRELIMINARY DESIGN IS COMPLETE AND FINAL DESIGN IS 45 PERCENT COMPLETE.
2015	0 Project is progressing. Construction is expected to be complete by the end of 2015.
2010	0 This project is 100% designed. Barbour County has requested a change of scope and is requesting additional funding.

U.S. Department of Housing and Urban Development  
 Office of Community Planning and Development  
 Integrated Disbursement and Information System  
 State CDBG Program Activity Summary Report  
 Program Year 2016  
 WEST VIRGINIA

UGLG: WETZEL COUNTY COMMISSION  
 Grant Year: 2011  
 Project: 0068 - Wetzel County Commission Water Extension  
 IDIS Activity: 4435 - Wetzel County Commission Water Extension  
 Status: Open \$0.00  
 Location:  
 PO Box 156 New Martinsville, WV 26155-0156

Objective: Create suitable living environments  
 Outcome: Availability/accessibility  
 Matrix Code: Water/Sewer Improvements (03J)  
 National Objective: LMA

Initial Funding Date: 12/28/2010  
 Financing:  
 Funded Amount: \$200,000.00  
 Net Drawn: \$200,000.00  
 Balance: \$0.00

Description:  
 Funds will be used to complete the engineering and required administrative services for the Wetzel County PSD #1 waterline extension project.

Proposed Accomplishments:  
 People (General) : 250  
 Total Population in Service Area: 250  
 Census Tract Percent Low / Mod: 51.20

Actual Accomplishments:

Number assisted:

	Owner		Renter		Total		Person
	Total	Hispanic	Total	Hispanic	Total	Hispanic	
White:	0	0	0	0	0	0	0
Black/African American:	0	0	0	0	0	0	0
Asian:	0	0	0	0	0	0	0
American Indian/Alaskan Native:	0	0	0	0	0	0	0
Native Hawaiian/Other Pacific Islander:	0	0	0	0	0	0	0
American Indian/Alaskan Native & White:	0	0	0	0	0	0	0
Asian White:	0	0	0	0	0	0	0
Black/African American & White:	0	0	0	0	0	0	0
American Indian/Alaskan Native & Black/African American:	0	0	0	0	0	0	0
Other multi-racial:	0	0	0	0	0	0	0
Asian/Pacific Islander:	0	0	0	0	0	0	0
Hispanic:	0	0	0	0	0	0	0
Total:	0	0	0	0	0	0	0
Female-headed Households:	0		0		0		

Income Category:

	Owner	Renter	Total	Person
Extremely Low	0	0	0	0
Low Mod	0	0	0	0
Moderate	0	0	0	0
Non Low Moderate	0	0	0	0
Total	0	0	0	0
Percent Low/Mod	0.0%	0.0%	0.0%	0.0%

Annual Accomplishments

Accomplishment Narrative

Year	# Benefiting	Accomplishment Narrative
2014		0 2015 August 2016: The initial project is complete. Additional work is being completed with IJDC funding. 12/3/14 - contract #1 is 100% complete. 2/28/14: Contract #1 about 28% and Contract #2 about 57% complete. Tank cap installed and about 80% complete. Draw #13 submitted. 1/24/2014: Waterline about 24% complete. Water tank about 56% complete. Draw #12 submitted. 1/13/2014: ROF 1/9/2014. Draw Requests #10 & #11 paid. Project proceeding.
2010		0 Preliminary design is 90% complete. Plans will be submitted to the PSD for their review and approval.

U.S. Department of Housing and Urban Development  
 Office of Community Planning and Development  
 Integrated Disbursement and Information System  
 State CDBG Program Activity Summary Report  
 Program Year 2016  
 WEST VIRGINIA

UGLG: BARRACKVILLE, TOWN OF  
 Grant Year: 2011  
 Project: 0003 - Barrackville's Wastewater System Improvement Project Objective: Create suitable living environments

IDIS Activity: 4548 - Barrackville 11-0042 Outcome: Availability/accessibility  
 Status: Open \$0.00 Matrix Code: Water/Sewer Improvements (03J)  
 Location: PO Box 26 Barrackville, WV 26559-0026 National Objective: LMA

Initial Funding Date: 01/13/2012  
 Financing:  
 Funded Amount: \$806,035.00  
 Net Drawn: \$679,528.27  
 Balance: \$126,506.73

Description:  
 The proposed project will consist of installation of 1,472 lf of 6" PVC sewer pipe, 1,154 lf of 8" PVC sewer pipe, and 29 manholes.

Proposed Accomplishments:  
 People (General) : 107  
 Total Population in Service Area: 587  
 Census Tract Percent Low / Mod: 65.20

Actual Accomplishments:

Number assisted:

	Owner		Renter		Total		Person
	Total	Hispanic	Total	Hispanic	Total	Hispanic	
White:	0	0	0	0	0	0	0
Black/African American:	0	0	0	0	0	0	0
Asian:	0	0	0	0	0	0	0
American Indian/Alaskan Native:	0	0	0	0	0	0	0
Native Hawaiian/Other Pacific Islander:	0	0	0	0	0	0	0
American Indian/Alaskan Native & White:	0	0	0	0	0	0	0
Asian White:	0	0	0	0	0	0	0
Black/African American & White:	0	0	0	0	0	0	0
American Indian/Alaskan Native & Black/African American:	0	0	0	0	0	0	0
Other multi-racial:	0	0	0	0	0	0	0
Asian/Pacific Islander:	0	0	0	0	0	0	0
Hispanic:	0	0	0	0	0	0	0
Total:	0	0	0	0	0	0	0
Female-headed Households:	0		0		0		

Income Category:

	Owner	Renter	Total	Person
Extremely Low	0	0	0	0
Low Mod	0	0	0	0
Moderate	0	0	0	0
Non Low Moderate	0	0	0	0
Total	0	0	0	0
Percent Low/Mod	0.0%	0.0%	0.0%	0.0%

Annual Accomplishments

Accomplishment Narrative

Year	# Benefiting	Accomplishment Narrative
2014		0 12-23-14 - Construction is 83% complete. 3/21/14 - Notice to Proceed was issued on 1/15/14, big opening 2/26/14, bids verified and contract to be awarded to Solid Rock Excavating on 4/1/14.
2015		0 August 2016 Construction is complete. Final Performance Report will be submitted upon resolution of final tasks related to project administration.
2013		0 Design is 90% complete, awaiting final PSC approval, rights of way obtained, expected to go to bid 4/13. The proposed project will consist of intallation of sewer pipe and manholes.
2016		0 November 2016.Construction is complete. Remaining activities include legal and administrative tasks related to the resolution of a right of way for one parcel. This work is underway as of November 2016.

U.S. Department of Housing and Urban Development  
 Office of Community Planning and Development  
 Integrated Disbursement and Information System  
 State CDBG Program Activity Summary Report  
 Program Year 2016  
 WEST VIRGINIA

UGLG: FAYETTE COUNTY COMMISSION  
 Grant Year: 2011  
 Project: 0005 - Fayette CC Kanawha Falls PSD Boonesborough Water

Objective: Create suitable living environments

IDIS Activity: 4550 - Fayette County Commission  
 Status: Open \$0.00  
 Location:  
 PO Box 307 Fayetteville, WV 25840-0307

Outcome: Availability/accessibility  
 Matrix Code: Water/Sewer Improvements (03J)

National Objective: LMA

Initial Funding Date: 01/12/2012  
 Financing:  
 Funded Amount: \$200,000.00  
 Net Drawn: \$200,000.00  
 Balance: \$0.00

Description:  
 This project will include the installation of various size pipe and laterals.

Proposed Accomplishments:  
 People (General) : 74  
 Total Population in Service Area: 74  
 Census Tract Percent Low / Mod: 55.40

Actual Accomplishments:

Number assisted:

	Owner		Renter		Total		Person
	Total	Hispanic	Total	Hispanic	Total	Hispanic	
White:	0	0	0	0	0	0	0
Black/African American:	0	0	0	0	0	0	0
Asian:	0	0	0	0	0	0	0
American Indian/Alaskan Native:	0	0	0	0	0	0	0
Native Hawaiian/Other Pacific Islander:	0	0	0	0	0	0	0
American Indian/Alaskan Native & White:	0	0	0	0	0	0	0
Asian White:	0	0	0	0	0	0	0
Black/African American & White:	0	0	0	0	0	0	0
American Indian/Alaskan Native & Black/African American:	0	0	0	0	0	0	0
Other multi-racial:	0	0	0	0	0	0	0
Asian/Pacific Islander:	0	0	0	0	0	0	0
Hispanic:	0	0	0	0	0	0	0
Total:	0	0	0	0	0	0	0
Female-headed Households:	0		0		0		

Income Category:

	Owner	Renter	Total	Person
Extremely Low	0	0	0	0
Low Mod	0	0	0	0
Moderate	0	0	0	0
Non Low Moderate	0	0	0	0
Total	0	0	0	0
Percent Low/Mod	0.0%	0.0%	0.0%	0.0%

U.S. Department of Housing and Urban Development  
 Office of Community Planning and Development  
 Integrated Disbursement and Information System  
 State CDBG Program Activity Summary Report  
 Program Year 2016  
 WEST VIRGINIA

Project: 0005 - Fayette CC Kanawha Falls PSD Boonesborough Water

IDIS Activity: 4550 - Fayette County Commission

Annual Accomplishments		Accomplishment Narrative
Year	# Benefiting	
2014	0	10/2/14 - Archeological study completed. Awaiting shpo review. 5/1/2014 - Phase 2 archaeology study begun. PSC issued CON. Permits applied for. Easements being obtained.  3/28/2014 - Artifacts found. Phase 1 archaeology report sto SHPO on 2-25-14. PSC case tolled.  2/28/2014 - NS RR permit approved pending receipt of fees. Still awaiting SHPO regarding artifacts.  1/27/2014 - HD and CSX permits approved. Awaiting NS RR permit. Archeology complete and artifacts found. Awaiting SHPO. PSC process to continue. Advertise for bids, April 2014; award July 2014.
2016	0	Land acquisition activities continue. Project has gone to bid but has a bid overrun. Seeking additional funds to complete project. May 2017: Construction is approximately 40 percent complete.
2013	0	Permit application process for CSX, Norfolk Southern, WVDOH, and Health Department is underway, as well as environmental clearance processes. Surveying is nearly complete. Specifications and bid contract documents are 75% complete. Project is being coordinated with planned bridge closing. Waterline is to be hung on the bridge and must be coordinated with WVDOH. Construction contract should be awarded in January 2014. Project design is complete.
2015	0	Project has been delayed due to SHPO clearances and land acquisition issues.

U.S. Department of Housing and Urban Development  
 Office of Community Planning and Development  
 Integrated Disbursement and Information System  
 State CDBG Program Activity Summary Report  
 Program Year 2016  
 WEST VIRGINIA

UGLG: HARMAN  
 Grant Year: 2011  
 Project: 0008 - Harman Water Extension

Objective: Create suitable living environments

IDIS Activity: 4553 - Harman 11-0060  
 Status: Open \$0.00  
 Location:  
 PO Box 125 Harman, WV 26270-0125

Outcome: Availability/accessibility  
 Matrix Code: Water/Sewer Improvements (03J)

National Objective: LMA

Initial Funding Date: 01/12/2012  
 Financing:  
 Funded Amount: \$1,300,000.00  
 Net Drawn: \$1,300,000.00  
 Balance: \$0.00

Description:  
 To extend water service from Harman along Route 32 to the Tucker County line.

Proposed Accomplishments:  
 People (General) : 200  
 Total Population in Service Area: 447  
 Census Tract Percent Low / Mod: 59.50

Actual Accomplishments:

Number assisted:

	Owner		Renter		Total		Person
	Total	Hispanic	Total	Hispanic	Total	Hispanic	
White:	0	0	0	0	0	0	0
Black/African American:	0	0	0	0	0	0	0
Asian:	0	0	0	0	0	0	0
American Indian/Alaskan Native:	0	0	0	0	0	0	0
Native Hawaiian/Other Pacific Islander:	0	0	0	0	0	0	0
American Indian/Alaskan Native & White:	0	0	0	0	0	0	0
Asian White:	0	0	0	0	0	0	0
Black/African American & White:	0	0	0	0	0	0	0
American Indian/Alaskan Native & Black/African American:	0	0	0	0	0	0	0
Other multi-racial:	0	0	0	0	0	0	0
Asian/Pacific Islander:	0	0	0	0	0	0	0
Hispanic:	0	0	0	0	0	0	0
Total:	0	0	0	0	0	0	0
Female-headed Households:	0		0		0		

Income Category:

	Owner	Renter	Total	Person
Extremely Low	0	0	0	0
Low Mod	0	0	0	0
Moderate	0	0	0	0
Non Low Moderate	0	0	0	0
Total	0	0	0	0
Percent Low/Mod	0.0%	0.0%	0.0%	0.0%

U.S. Department of Housing and Urban Development  
 Office of Community Planning and Development  
 Integrated Disbursement and Information System  
 State CDBG Program Activity Summary Report  
 Program Year 2016  
 WEST VIRGINIA

Project: 0008 - Harman Water Extension

IDIS Activity: 4553 - Harman 11-0060

Annual Accomplishments	Accomplishment Narrative
Year	# Benefiting
2014	0 12/10/14 - continued work by counsel with the project team regarding the draft rate ordinance. 3/14/14 - final pay to Baker and legal fees for termination 1/24/14 - Baker Eng. terminated 6/27/13, Thrasher working toward construction
2016	0 August 2016 Following the resolution of several issues, the project has progressed to bid stage. Construction is expected to begin in 60 days. November 2016. Construction continues with Contract 1 being 25 percent complete and Contract 2 being 15 percent complete. January 23, 2017 Construction continues with Contract 1 being 42 percent complete and Contract 2 31 percent and Contract 3 is 38 percent. Engineering and Construction Continues.
2013	0 Design services are approximately 99% complete. Engineer currently assisting in acquiring right of ways and getting approval on permits and plans. Administration is obtaining right of ways and moving project towards construction. 4-3-13 Admin is moving forward, construction and obtaining ROW's. Design services almost complete, working on permits and plan approvals.
2015	0 Project has encountered delays due to changes in the project team and other issues. The project administrator is working with the Town of Harman and the WVDO to resolve these issues.

U.S. Department of Housing and Urban Development  
 Office of Community Planning and Development  
 Integrated Disbursement and Information System  
 State CDBG Program Activity Summary Report  
 Program Year 2016  
 WEST VIRGINIA

UGLG: LINCOLN COUNTY COMMISSION  
 Grant Year: 2011  
 Project: 0009 - Lincoln CC Big Harts Water Project

Objective: Create suitable living environments

IDIS Activity: 4554 - Lincoln CC 11-0006X  
 Status: Completed 04/18/2017  
 Location: PO Box 497 Hamlin, WV 25523-0497

Outcome: Availability/accessibility  
 Matrix Code: Water/Sewer Improvements (03J)

National Objective: LMA

Initial Funding Date: 01/12/2012  
 Financing:  
 Funded Amount: \$500,000.00  
 Net Drawn: \$500,000.00  
 Balance: \$0.00

Description:  
 Construction of water line, booster stations, water storage tanks, fire hydrants, valves, and customer meters.

Proposed Accomplishments:  
 People (General) : 710  
 Total Population in Service Area: 4,184  
 Census Tract Percent Low / Mod: 56.50

Actual Accomplishments:

Number assisted:

	Owner		Renter		Total		Person
	Total	Hispanic	Total	Hispanic	Total	Hispanic	
White:	0	0	0	0	0	0	0
Black/African American:	0	0	0	0	0	0	0
Asian:	0	0	0	0	0	0	0
American Indian/Alaskan Native:	0	0	0	0	0	0	0
Native Hawaiian/Other Pacific Islander:	0	0	0	0	0	0	0
American Indian/Alaskan Native & White:	0	0	0	0	0	0	0
Asian White:	0	0	0	0	0	0	0
Black/African American & White:	0	0	0	0	0	0	0
American Indian/Alaskan Native & Black/African American:	0	0	0	0	0	0	0
Other multi-racial:	0	0	0	0	0	0	0
Asian/Pacific Islander:	0	0	0	0	0	0	0
Hispanic:	0	0	0	0	0	0	0
Total:	0	0	0	0	0	0	0
Female-headed Households:	0		0		0		

Income Category:

	Owner	Renter	Total	Person
Extremely Low	0	0	0	0
Low Mod	0	0	0	0
Moderate	0	0	0	0
Non Low Moderate	0	0	0	0
Total	0	0	0	0
Percent Low/Mod	0.0%	0.0%	0.0%	0.0%

Annual Accomplishments

Accomplishment Narrative

Year	# Benefiting	Accomplishment Narrative
2014		0 12/23/14 - construction of total project is approximately 60% complete. all three contracts are ahead of schedule and no change orders are pending. 8/20/2013: Design is complete. Over 80% of easements are secured. Applying for permits. Project to be resubmitted to IJDC with BCL expected at September meeting. PSC filing will then be made. Will go to bid late this year or early next year. High health concerns - tested positive for fecal choloform - effecting school - Smokehouse Rd included in project area; all funding has been committed; Design started; Logan PSD is provider; Eng: E.L. Robinson
2016		0 2016 This project proceeded on schedule and is complete. The Lincoln County Commission Big Harts Water Extension included the construction of water lines and fire hydrants to serve households in the project area. The project was monitored in March 2016 and is complete.



U.S. Department of Housing and Urban Development  
 Office of Community Planning and Development  
 Integrated Disbursement and Information System  
 State CDBG Program Activity Summary Report  
 Program Year 2016  
 WEST VIRGINIA

UQLG: Brooke County Commission  
 Grant Year: 2012  
 Project: 0074 - BROOKE CO. SEWER PROJECT PHAS II  
 Objective: Create suitable living environments

IDIS Activity: 3956 - BROOKE COUNTY COMMISSION  
 Status: Open \$0.00  
 Location: 632 Main St Wellsburg, WV 26070-1743  
 Outcome: Availability/accessibility  
 Matrix Code: Water/Sewer Improvements (03J)  
 National Objective: LMA

Initial Funding Date: 05/29/2008  
 Financing:  
 Funded Amount: \$400,000.00  
 Net Drawn: \$400,000.00  
 Balance: \$0.00

Description:  
 TO COMPLETE THE ENGINEERING DESIGN AND REQUIRED ADMINISTRATIVE SERVICES FOR THE CNOSTRUCTION OF A CENTRALIZED WASTEWATER SYSTEM.

Proposed Accomplishments:  
 People (General) : 1,050  
 Total Population in Service Area: 0  
 Census Tract Percent Low / Mod: 0.00

Actual Accomplishments:

Number assisted:

	Owner		Renter		Total		Person
	Total	Hispanic	Total	Hispanic	Total	Hispanic	
White:	0	0	0	0	0	0	0
Black/African American:	0	0	0	0	0	0	0
Asian:	0	0	0	0	0	0	0
American Indian/Alaskan Native:	0	0	0	0	0	0	0
Native Hawaiian/Other Pacific Islander:	0	0	0	0	0	0	0
American Indian/Alaskan Native & White:	0	0	0	0	0	0	0
Asian White:	0	0	0	0	0	0	0
Black/African American & White:	0	0	0	0	0	0	0
American Indian/Alaskan Native & Black/African American:	0	0	0	0	0	0	0
Other multi-racial:	0	0	0	0	0	0	0
Asian/Pacific Islander:	0	0	0	0	0	0	0
Hispanic:	0	0	0	0	0	0	0
Total:	0	0	0	0	0	0	0
Female-headed Households:	0		0		0		

Income Category:

	Owner	Renter	Total	Person
Extremely Low	0	0	0	0
Low Mod	0	0	0	0
Moderate	0	0	0	0
Non Low Moderate	0	0	0	0
Total	0	0	0	0
Percent Low/Mod	0.0%	0.0%	0.0%	0.0%

Annual Accomplishments

Accomplishment Narrative

Year	# Benefiting	Accomplishment Narrative
2013	0	Design completed. Permits obtained. Project team scheduled. Easement acquisition is underway.
2010	0	Design is 80% complete. The commission has submitted for the remaining \$1.2 million for the sewage project. Phase I of this project is 90% complete.
2014	0	Easements acquisitions almost complete at over 80%. Engineer applied for permits. Project approved by PSD. 4/10/14: 33% of easements. ERR being completed. 3/17/14: ERR in progress. Notice To Proceed with Exempt Activities issued. Received clearance letter from SHPO. Permits applied for. Easement acquisitions at 20%.
2008	0	ENGINEERING DESIGN IS COMPLETE AND HAS BEEN SUBMITTED TO IJDC FOR APPROVAL THEN ON TO DEP FOR THEIR APPROVAL.
2007	0	ENGINEERING DESIGN IS COMPLETE.

U.S. Department of Housing and Urban Development  
 Office of Community Planning and Development  
 Integrated Disbursement and Information System  
 State CDBG Program Activity Summary Report  
 Program Year 2016  
 WEST VIRGINIA

UGLG: UPSHUR COUNTY COMMISSION  
 Grant Year: 2012  
 Project: 0065 - Upshur County Commission Water

Objective: Create suitable living environments

IDIS Activity: 4432 - Upshur County Commission Water  
 Status: Open \$0.00  
 Location: 38 W Main St Rm 302 Buckhannon, WV 26201-2259

Outcome: Availability/accessibility  
 Matrix Code: Water/Sewer Improvements (03J)

National Objective: LMA

Initial Funding Date: 12/28/2010  
 Financing:  
 Funded Amount: \$700,000.00  
 Net Drawn: \$688,404.76  
 Balance: \$11,595.24

Description:  
 Funds will be used to complete the engineering design and required administrative services to extend water service.

Proposed Accomplishments:  
 People (General) : 306  
 Total Population in Service Area: 306  
 Census Tract Percent Low / Mod: 63.00

Actual Accomplishments:

Number assisted:

	Owner		Renter		Total		Person
	Total	Hispanic	Total	Hispanic	Total	Hispanic	
White:	0	0	0	0	0	0	0
Black/African American:	0	0	0	0	0	0	0
Asian:	0	0	0	0	0	0	0
American Indian/Alaskan Native:	0	0	0	0	0	0	0
Native Hawaiian/Other Pacific Islander:	0	0	0	0	0	0	0
American Indian/Alaskan Native & White:	0	0	0	0	0	0	0
Asian White:	0	0	0	0	0	0	0
Black/African American & White:	0	0	0	0	0	0	0
American Indian/Alaskan Native & Black/African American:	0	0	0	0	0	0	0
Other multi-racial:	0	0	0	0	0	0	0
Asian/Pacific Islander:	0	0	0	0	0	0	0
Hispanic:	0	0	0	0	0	0	0
Total:	0	0	0	0	0	0	0
Female-headed Households:	0		0		0		

Income Category:

	Owner	Renter	Total	Person
Extremely Low	0	0	0	0
Low Mod	0	0	0	0
Moderate	0	0	0	0
Non Low Moderate	0	0	0	0
Total	0	0	0	0
Percent Low/Mod	0.0%	0.0%	0.0%	0.0%

Annual Accomplishments

Accomplishment Narrative

Year	# Benefiting	Accomplishment Narrative
2014		0 12/23/14 - construction expected to begin by sept 1 2015. 3/28/14 - permits recieved, ROF 6/11/13, PSC approval expected 6/14
2015		0 Construction is underway. Contract 1 is 13 percent complete and contract 2 is 25 percent complete.
2016		0 Project is progressing according to schedule. May 2017: Final payment and the Final Performance Report were submitted.
2013		0 The design of this project is complete and all permits have been received. The project administrator is currently completing the Final Performance Report which should be submitted by May 15, 2013.
2010		0 The design should be completed this summer. Application has been made to the Small Cities Block Grant for additional funding.

U.S. Department of Housing and Urban Development  
 Office of Community Planning and Development  
 Integrated Disbursement and Information System  
 State CDBG Program Activity Summary Report  
 Program Year 2016  
 WEST VIRGINIA

UGLG: WETZEL COUNTY COMMISSION  
 Grant Year: 2012  
 Project: 0068 - Wetzel County Commission Water Extension  
 IDIS Activity: 4435 - Wetzel County Commission Water Extension  
 Status: Open \$0.00  
 Location:  
 PO Box 156 New Martinsville, WV 26155-0156

Objective: Create suitable living environments  
 Outcome: Availability/accessibility  
 Matrix Code: Water/Sewer Improvements (03J)  
 National Objective: LMA

Initial Funding Date: 12/28/2010  
 Financing:  
 Funded Amount: \$1,100,000.00  
 Net Drawn: \$1,091,303.31  
 Balance: \$8,696.69

Description:  
 Funds will be used to complete the engineering and required administrative services for the Wetzel County PSD #1 waterline extension project.

Proposed Accomplishments:  
 People (General) : 250  
 Total Population in Service Area: 250  
 Census Tract Percent Low / Mod: 51.20

Actual Accomplishments:

Number assisted:

	Owner		Renter		Total		Person
	Total	Hispanic	Total	Hispanic	Total	Hispanic	
White:	0	0	0	0	0	0	0
Black/African American:	0	0	0	0	0	0	0
Asian:	0	0	0	0	0	0	0
American Indian/Alaskan Native:	0	0	0	0	0	0	0
Native Hawaiian/Other Pacific Islander:	0	0	0	0	0	0	0
American Indian/Alaskan Native & White:	0	0	0	0	0	0	0
Asian White:	0	0	0	0	0	0	0
Black/African American & White:	0	0	0	0	0	0	0
American Indian/Alaskan Native & Black/African American:	0	0	0	0	0	0	0
Other multi-racial:	0	0	0	0	0	0	0
Asian/Pacific Islander:	0	0	0	0	0	0	0
Hispanic:	0	0	0	0	0	0	0
Total:	0	0	0	0	0	0	0
Female-headed Households:	0		0		0		

Income Category:

	Owner	Renter	Total	Person
Extremely Low	0	0	0	0
Low Mod	0	0	0	0
Moderate	0	0	0	0
Non Low Moderate	0	0	0	0
Total	0	0	0	0
Percent Low/Mod	0.0%	0.0%	0.0%	0.0%

Annual Accomplishments

Accomplishment Narrative

Year	# Benefiting	Accomplishment Narrative
2014		0 2015 August 2016: The initial project is complete. Additional work is being completed with IJDC funding. 12/3/14 - contract #1 is 100% complete. 2/28/14: Contract #1 about 28% and Contract #2 about 57% complete. Tank cap installed and about 80% complete. Draw #13 submitted. 1/24/2014: Waterline about 24% complete. Water tank about 56% complete. Draw #12 submitted. 1/13/2014: ROF 1/9/2014. Draw Requests #10 & #11 paid. Project proceeding.
2010		0 Preliminary design is 90% complete. Plans will be submitted to the PSD for their review and approval.

U.S. Department of Housing and Urban Development  
 Office of Community Planning and Development  
 Integrated Disbursement and Information System  
 State CDBG Program Activity Summary Report  
 Program Year 2016  
 WEST VIRGINIA

UGLG: FAYETTE COUNTY COMMISSION  
 Grant Year: 2012  
 Project: 0005 - Fayette CC Kanawha Falls PSD Boonesborough Water

Objective: Create suitable living environments

IDIS Activity: 4550 - Fayette County Commission  
 Status: Open \$0.00  
 Location:  
 PO Box 307 Fayetteville, WV 25840-0307

Outcome: Availability/accessibility  
 Matrix Code: Water/Sewer Improvements (03J)

National Objective: LMA

Initial Funding Date: 01/12/2012  
 Financing:  
 Funded Amount: \$700,000.00  
 Net Drawn: \$700,000.00  
 Balance: \$0.00

Description:  
 This project will include the installation of various size pipe and laterals.

Proposed Accomplishments:  
 People (General) : 74  
 Total Population in Service Area: 74  
 Census Tract Percent Low / Mod: 55.40

Actual Accomplishments:

Number assisted:

	Owner		Renter		Total		Person
	Total	Hispanic	Total	Hispanic	Total	Hispanic	
White:	0	0	0	0	0	0	0
Black/African American:	0	0	0	0	0	0	0
Asian:	0	0	0	0	0	0	0
American Indian/Alaskan Native:	0	0	0	0	0	0	0
Native Hawaiian/Other Pacific Islander:	0	0	0	0	0	0	0
American Indian/Alaskan Native & White:	0	0	0	0	0	0	0
Asian White:	0	0	0	0	0	0	0
Black/African American & White:	0	0	0	0	0	0	0
American Indian/Alaskan Native & Black/African American:	0	0	0	0	0	0	0
Other multi-racial:	0	0	0	0	0	0	0
Asian/Pacific Islander:	0	0	0	0	0	0	0
Hispanic:	0	0	0	0	0	0	0
Total:	0	0	0	0	0	0	0
Female-headed Households:	0		0		0		

Income Category:

	Owner	Renter	Total	Person
Extremely Low	0	0	0	0
Low Mod	0	0	0	0
Moderate	0	0	0	0
Non Low Moderate	0	0	0	0
Total	0	0	0	0
Percent Low/Mod	0.0%	0.0%	0.0%	0.0%

U.S. Department of Housing and Urban Development  
 Office of Community Planning and Development  
 Integrated Disbursement and Information System  
 State CDBG Program Activity Summary Report  
 Program Year 2016  
 WEST VIRGINIA

Project: 0005 - Fayette CC Kanawha Falls PSD Boonesborough Water

IDIS Activity: 4550 - Fayette County Commission

Annual Accomplishments		Accomplishment Narrative
Year	# Benefiting	
2014	0	<p>10/2/14 - Archeological study completed. Awaiting shpo review.</p> <p>5/1/2014 - Phase 2 archaeology study begun. PSC issued CON. Permits applied for. Easements being obtained.</p> <p>3/28/2014 - Artifacts found. Phase 1 archaeology report sto SHPO on 2-25-14. PSC case tolled.</p> <p>2/28/2014 - NS RR permit approved pending receipt of fees. Still awaiting SHPO regarding artifacts.</p> <p>1/27/2014 - HD and CSX permits approved. Awaiting NS RR permit. Archeology complete and artifacts found. Awaiting SHPO. PSC process to continue. Advertise for bids, April 2014; award July 2014.</p>
2016	0	<p>Land acquisition activities continue. Project has gone to bid but has a bid overrun. Seeking additional funds to complete project.</p> <p>May 2017: Construction is approximately 40 percent complete.</p>
2013	0	<p>Permit application process for CSX, Norfolk Southern, WVDOH, and Health Department is underway, as well as environmental clearance processes. Surveying is nearly complete. Specifications and bid contract documents are 75% complete. Project is being coordinated with planned bridge closing. Waterline is to be hung on the bridge and must be coordinated with WVDOH. Construction contract should be awarded in January 2014. Project design is complete.</p>
2015	0	<p>Project has been delayed due to SHPO clearances and land acquisition issues.</p>

U.S. Department of Housing and Urban Development  
 Office of Community Planning and Development  
 Integrated Disbursement and Information System  
 State CDBG Program Activity Summary Report  
 Program Year 2016  
 WEST VIRGINIA

UGLG: LINCOLN COUNTY COMMISSION  
 Grant Year: 2012  
 Project: 0009 - Lincoln CC Big Harts Water Project

Objective: Create suitable living environments

IDIS Activity: 4554 - Lincoln CC 11-0006X  
 Status: Completed 04/18/2017  
 Location: PO Box 497 Hamlin, WV 25523-0497

Outcome: Availability/accessibility  
 Matrix Code: Water/Sewer Improvements (03J)

National Objective: LMA

Initial Funding Date: 01/12/2012  
 Financing:  
 Funded Amount: \$1,000,000.00  
 Net Drawn: \$1,000,000.00  
 Balance: \$0.00

Description:  
 Construction of water line, booster stations, water storage tanks, fire hydrants, valves, and customer meters.

Proposed Accomplishments:  
 People (General) : 710  
 Total Population in Service Area: 4,184  
 Census Tract Percent Low / Mod: 56.50

Actual Accomplishments:

Number assisted:

	Owner		Renter		Total		Person
	Total	Hispanic	Total	Hispanic	Total	Hispanic	
White:	0	0	0	0	0	0	0
Black/African American:	0	0	0	0	0	0	0
Asian:	0	0	0	0	0	0	0
American Indian/Alaskan Native:	0	0	0	0	0	0	0
Native Hawaiian/Other Pacific Islander:	0	0	0	0	0	0	0
American Indian/Alaskan Native & White:	0	0	0	0	0	0	0
Asian White:	0	0	0	0	0	0	0
Black/African American & White:	0	0	0	0	0	0	0
American Indian/Alaskan Native & Black/African American:	0	0	0	0	0	0	0
Other multi-racial:	0	0	0	0	0	0	0
Asian/Pacific Islander:	0	0	0	0	0	0	0
Hispanic:	0	0	0	0	0	0	0
Total:	0	0	0	0	0	0	0
Female-headed Households:	0		0		0		

Income Category:

	Owner	Renter	Total	Person
Extremely Low	0	0	0	0
Low Mod	0	0	0	0
Moderate	0	0	0	0
Non Low Moderate	0	0	0	0
Total	0	0	0	0
Percent Low/Mod	0.0%	0.0%	0.0%	0.0%

Annual Accomplishments

Accomplishment Narrative

Year	# Benefiting	Accomplishment Narrative
2014		0 12/23/14 - construction of total project is approximately 60% complete. all three contracts are ahead of schedule and no change orders are pending. 8/20/2013: Design is complete. Over 80% of easements are secured. Applying for permits. Project to be resubmitted to IJDC with BCL expected at September meeting. PSC filing will then be made. Will go to bid late this year or early next year. High health concerns - tested positive for fecal choloform - effecting school - Smokehouse Rd included in project area; all funding has been committed; Design started; Logan PSD is provider; Eng: E.L. Robinson
2016		0 2016 This project proceeded on schedule and is complete. The Lincoln County Commission Big Harts Water Extension included the construction of water lines and fire hydrants to serve households in the project area. The project was monitored in March 2016 and is complete.

U.S. Department of Housing and Urban Development  
 Office of Community Planning and Development  
 Integrated Disbursement and Information System  
 State CDBG Program Activity Summary Report  
 Program Year 2016  
 WEST VIRGINIA

UGLG: ROMNEY  
 Grant Year: 2012  
 Project: 0003 - Romney Chesapeake Bay Sewer

Objective: Create suitable living environments

IDIS Activity: 4627 - Romney Chesapeake Bay Sewer  
 Status: Open \$0.00  
 Location:  
 340 E Main St Romney, WV 26757-1822

Outcome: Availability/accessibility  
 Matrix Code: Water/Sewer Improvements (03J)

National Objective: LMA

Initial Funding Date: 03/27/2013  
 Financing:  
 Funded Amount: \$1,000,000.00  
 Net Drawn: \$1,000,000.00  
 Balance: \$0.00

Description:  
 The project consists of upgrading the wastewater treatment facility from .5 mgd to .75 mgd and the upgrade of 3 pump stations in the collection system.

Proposed Accomplishments:  
 People (General) : 1,444  
 Total Population in Service Area: 2,128  
 Census Tract Percent Low / Mod: 67.80

Actual Accomplishments:

Number assisted:

	Owner		Renter		Total		Person
	Total	Hispanic	Total	Hispanic	Total	Hispanic	
White:	0	0	0	0	0	0	0
Black/African American:	0	0	0	0	0	0	0
Asian:	0	0	0	0	0	0	0
American Indian/Alaskan Native:	0	0	0	0	0	0	0
Native Hawaiian/Other Pacific Islander:	0	0	0	0	0	0	0
American Indian/Alaskan Native & White:	0	0	0	0	0	0	0
Asian White:	0	0	0	0	0	0	0
Black/African American & White:	0	0	0	0	0	0	0
American Indian/Alaskan Native & Black/African American:	0	0	0	0	0	0	0
Other multi-racial:	0	0	0	0	0	0	0
Asian/Pacific Islander:	0	0	0	0	0	0	0
Hispanic:	0	0	0	0	0	0	0
Total:	0	0	0	0	0	0	0
Female-headed Households:	0		0		0		

Income Category:

	Owner	Renter	Total	Person
Extremely Low	0	0	0	0
Low Mod	0	0	0	0
Moderate	0	0	0	0
Non Low Moderate	0	0	0	0
Total	0	0	0	0
Percent Low/Mod	0.0%	0.0%	0.0%	0.0%

Annual Accomplishments

Accomplishment Narrative

Year	# Benefiting	Accomplishment Narrative
2014		0 12/10/14 - continued construction and electrical work. and continued installation of plant piping. 3/10/14 - work began 2/20, layout and blasting for SBR basin starting 2/21/14 - Permits received, financing to be finalized at closing
2016		0 August 2016 Construction is near completion, with final change order work and punch list items. The Final Performance Report is expected by the end of 2016.
2013		0 Awarded contract for engineering services; approval of the design services are anticipated soon; commitment of funds from ijdcs has been requested; all property for the project has been obtained except for one.
2015		0 Construction is progressing according to schedule.

U.S. Department of Housing and Urban Development  
 Office of Community Planning and Development  
 Integrated Disbursement and Information System  
 State CDBG Program Activity Summary Report  
 Program Year 2016  
 WEST VIRGINIA

UGLG: MINERAL COUNTY COMMISSION  
 Grant Year: 2012  
 Project: 0005 - Mineral CC Fountain PSD

Objective: Create suitable living environments

IDIS Activity: 4630 - Mineral CC Foundatin PSD  
 Status: Open \$0.00  
 Location:  
 150 Armstrong St Keyser, WV 26726-3500

Outcome: Availability/accessibility  
 Matrix Code: Water/Sewer Improvements (03J)

National Objective: LMA

Initial Funding Date: 03/27/2013  
 Financing:  
 Funded Amount: \$200,000.00  
 Net Drawn: \$200,000.00  
 Balance: \$0.00

Description:  
 The project will consist of the construction of approximately 26,810 ft of 8-inch pipe, 66,230 ft of 6 inch pipe, two water storage tanks, two water production wells, fire hydrants, and related appurtenances.

Proposed Accomplishments:  
 People (General) : 729  
 Total Population in Service Area: 1,269  
 Census Tract Percent Low / Mod: 57.40

Actual Accomplishments:

Number assisted:

	Owner		Renter		Total		Person
	Total	Hispanic	Total	Hispanic	Total	Hispanic	
White:	0	0	0	0	0	0	0
Black/African American:	0	0	0	0	0	0	0
Asian:	0	0	0	0	0	0	0
American Indian/Alaskan Native:	0	0	0	0	0	0	0
Native Hawaiian/Other Pacific Islander:	0	0	0	0	0	0	0
American Indian/Alaskan Native & White:	0	0	0	0	0	0	0
Asian White:	0	0	0	0	0	0	0
Black/African American & White:	0	0	0	0	0	0	0
American Indian/Alaskan Native & Black/African American:	0	0	0	0	0	0	0
Other multi-racial:	0	0	0	0	0	0	0
Asian/Pacific Islander:	0	0	0	0	0	0	0
Hispanic:	0	0	0	0	0	0	0
Total:	0	0	0	0	0	0	0
Female-headed Households:	0		0		0		

Income Category:

	Owner	Renter	Total	Person
Extremely Low	0	0	0	0
Low Mod	0	0	0	0
Moderate	0	0	0	0
Non Low Moderate	0	0	0	0
Total	0	0	0	0
Percent Low/Mod	0.0%	0.0%	0.0%	0.0%

Annual Accomplishments

Accomplishment Narrative

Year # Benefiting

2014	0	5-16-14 - thrasher engineering has completed final design. 12/16/13 - Thrasher engineering has completed 100% of the final design. The line layout has been approved by DOH for work along the highway right of way. The engineer will submit the design to WVBPH for final review and permits in December 2013.
2016	0	August 2016 The project continues to move slowly toward bid stage. An extension of the IJDC binding commitment has been granted. The WVDO expects a Notice of Intent to Bid by September 30, 2016. The project team is urged to bid the project by the end of 2016. April 2017: Construction contract awarded 2/23/2017. Approximately 7 percent of construction complete. Budget requests reflects a \$43,206 reduction in grant funds as directed by WVJDC funding committee. May 2017: Construction contracts awarded 2/23/2017. Approximately 21 percent of construction is complete among the four contracts.
2015	0	The project has encountered numerous delays due to issues related to user agreements. The project team has considered design revisions. The county commission has elected to proceed with the initial design and continues to seek a sufficient number of user agreements.



U.S. Department of Housing and Urban Development  
 Office of Community Planning and Development  
 Integrated Disbursement and Information System  
 State CDBG Program Activity Summary Report  
 Program Year 2016  
 WEST VIRGINIA

UGLG: MULLENS, CITY OF  
 Grant Year: 2012  
 Project: 0006 - Mullens Wyoming Co PSD  
 IDIS Activity: 4631 - Mullens Wyoming Co PSD  
 Status: Open \$0.00  
 Location:  
 316 Moran Ave Mullens, WV 25882-1429

Objective: Create suitable living environments  
 Outcome: Availability/accessibility  
 Matrix Code: Water/Sewer Improvements (03J)  
 National Objective: LMA

Initial Funding Date: 03/27/2013  
 Financing:  
 Funded Amount: \$502,634.00  
 Net Drawn: \$502,634.00  
 Balance: \$0.00

Description:  
 To cover soft costs not eligible under the DEP AML guidelines as related to the provision of water in the western portion of Mullens incidental to the extension of service to 100% AML areas.

Proposed Accomplishments:  
 People (General) : 360  
 Total Population in Service Area: 530  
 Census Tract Percent Low / Mod: 67.90

Actual Accomplishments:

Number assisted:

	Owner		Renter		Total		Person
	Total	Hispanic	Total	Hispanic	Total	Hispanic	
White:	0	0	0	0	0	0	0
Black/African American:	0	0	0	0	0	0	0
Asian:	0	0	0	0	0	0	0
American Indian/Alaskan Native:	0	0	0	0	0	0	0
Native Hawaiian/Other Pacific Islander:	0	0	0	0	0	0	0
American Indian/Alaskan Native & White:	0	0	0	0	0	0	0
Asian White:	0	0	0	0	0	0	0
Black/African American & White:	0	0	0	0	0	0	0
American Indian/Alaskan Native & Black/African American:	0	0	0	0	0	0	0
Other multi-racial:	0	0	0	0	0	0	0
Asian/Pacific Islander:	0	0	0	0	0	0	0
Hispanic:	0	0	0	0	0	0	0
Total:	0	0	0	0	0	0	0
Female-headed Households:	0		0		0		

Income Category:

	Owner	Renter	Total	Person
Extremely Low	0	0	0	0
Low Mod	0	0	0	0
Moderate	0	0	0	0
Non Low Moderate	0	0	0	0
Total	0	0	0	0
Percent Low/Mod	0.0%	0.0%	0.0%	0.0%

Annual Accomplishments

Accomplishment Narrative

Year	# Benefiting	Accomplishment Narrative
2014		0 12-30-14 - all permits except psc final certificate received. final design completed. row work continues. 83% of row obtained. 1/23/2014 - Railroad permitting continues. Easement work underway. PSC filing awaiting ROW work must be 80% before IJDC binding committment granted.
2016		0 November 2016. Construction work began in March 2016. Contracts 1 and 2 are ahead of schedule. Crews are working on the main water lines, and small crews are working on services to repair sidewalks and complete paving. No change orders are pending. Work has also began on Contract 3, to include site work and the construction of a foundation for a water tank. Fencing, cleanup and other activities remain.
2015		0 This project was awarded a Design Grant using FY 2012 funds in December 2013. The project was fully funded with FY 2013 funds in January 2014. The Environmental Reivew is being updated for the expansion of the project area following a bid underrun. The initial project is progressing according to schedule, following a slow start.

U.S. Department of Housing and Urban Development  
 Office of Community Planning and Development  
 Integrated Disbursement and Information System  
 State CDBG Program Activity Summary Report  
 Program Year 2016  
 WEST VIRGINIA

UGLG: SUMMERS COUNTY  
 Grant Year: 2012  
 Project: 0007 - Summers CC Meadow Creek Sewer

Objective: Create suitable living environments

IDIS Activity: 4632 - Summers CC Meadow Creek Sewer  
 Status: Open \$0.00  
 Location:  
 PO Box 97 Hinton, WV 25951-0097

Outcome: Availability/accessibility  
 Matrix Code: Water/Sewer Improvements (03J)

National Objective: LMA

Initial Funding Date: 03/27/2013  
 Financing:  
 Funded Amount: \$200,000.00  
 Net Drawn: \$200,000.00  
 Balance: \$0.00

Description:  
 To extend the collection system to Meadow Creek.

Proposed Accomplishments:  
 People (General) : 105  
 Total Population in Service Area: 165  
 Census Tract Percent Low / Mod: 63.60

Actual Accomplishments:

Number assisted:

	Owner		Renter		Total		Person
	Total	Hispanic	Total	Hispanic	Total	Hispanic	
White:	0	0	0	0	0	0	0
Black/African American:	0	0	0	0	0	0	0
Asian:	0	0	0	0	0	0	0
American Indian/Alaskan Native:	0	0	0	0	0	0	0
Native Hawaiian/Other Pacific Islander:	0	0	0	0	0	0	0
American Indian/Alaskan Native & White:	0	0	0	0	0	0	0
Asian White:	0	0	0	0	0	0	0
Black/African American & White:	0	0	0	0	0	0	0
American Indian/Alaskan Native & Black/African American:	0	0	0	0	0	0	0
Other multi-racial:	0	0	0	0	0	0	0
Asian/Pacific Islander:	0	0	0	0	0	0	0
Hispanic:	0	0	0	0	0	0	0
Total:	0	0	0	0	0	0	0
Female-headed Households:	0		0		0		

Income Category:

	Owner	Renter	Total	Person
Extremely Low	0	0	0	0
Low Mod	0	0	0	0
Moderate	0	0	0	0
Non Low Moderate	0	0	0	0
Total	0	0	0	0
Percent Low/Mod	0.0%	0.0%	0.0%	0.0%

U.S. Department of Housing and Urban Development  
 Office of Community Planning and Development  
 Integrated Disbursement and Information System  
 State CDBG Program Activity Summary Report  
 Program Year 2016  
 WEST VIRGINIA

Project: 0007 - Summers CC Meadow Creek Sewer

IDIS Activity: 4632 - Summers CC Meadow Creek Sewer

Annual Accomplishments	Accomplishment Narrative
Year	# Benefiting
2014	0 12/17/14 - row negotiations complete. title reports being conducted.final design complete. 4/21/2014 - Survey work complete. Atrorney issuing revised Title Reports. ROW negotiation continues. Plant site acquisiton posing an issue. Design 80% complete.
2016	0 November 2016. Construction began in early 2016 and is 85 percent complete in the Meadow Creek area. The late delivery of the wastewater treatment package plant resulted in a slight delay. Work will begin on the Sandstone portion upon environmental clearance. The ERR amendment is currently underway and near completion. December 2016. Meadow Creek is 85% complete and Sandstone ERR almost complete. January 13, 2017 COs pend for this week. January 17, 2017 Meadow Creek is 92% complete and Sandstone Category Excluded and Notice to proceed.
2015	0 The project was awarded a Design Grant using FY 2012 funds in December 2012. The project was awarded ARC funding in 2013, and IJDC funding to complete the project. The Environmental Review is being updated to accommodate the expansion of the project area due to a bid underrun. Work in the initial project area is progressing according to schedule, following a slow start.

U.S. Department of Housing and Urban Development  
 Office of Community Planning and Development  
 Integrated Disbursement and Information System  
 State CDBG Program Activity Summary Report  
 Program Year 2016  
 WEST VIRGINIA

UGLG: LINCOLN COUNTY COMMISSION  
 Grant Year: 2012  
 Project: 0008 - Lincoln CC Frances Creek Waterline Extension  
 IDIS Activity: 4633 - Lincoln CC Frances Creek Waterline Extension  
 Status: Completed 04/18/2017  
 Location: PO Box 497 Hamlin, WV 25523-0497

Objective: Create suitable living environments  
 Outcome: Availability/accessibility  
 Matrix Code: Water/Sewer Improvements (03J)  
 National Objective: LMA

Initial Funding Date: 03/27/2013  
 Financing:  
 Funded Amount: \$200,000.00  
 Net Drawn: \$200,000.00  
 Balance: \$0.00

Description:  
 The project consists of the construction of 40,290 lf of 6" and smaller diameter water main, one 100,000 gallon water storage tank, one pressure reducing station, 22 fire hydrants, valves, meters, and related

Proposed Accomplishments:  
 People (General) : 1,598  
 Total Population in Service Area: 2,792  
 Census Tract Percent Low / Mod: 57.20

Actual Accomplishments:

Number assisted:

	Owner		Renter		Total		Person
	Total	Hispanic	Total	Hispanic	Total	Hispanic	
White:	0	0	0	0	0	0	0
Black/African American:	0	0	0	0	0	0	0
Asian:	0	0	0	0	0	0	0
American Indian/Alaskan Native:	0	0	0	0	0	0	0
Native Hawaiian/Other Pacific Islander:	0	0	0	0	0	0	0
American Indian/Alaskan Native & White:	0	0	0	0	0	0	0
Asian White:	0	0	0	0	0	0	0
Black/African American & White:	0	0	0	0	0	0	0
American Indian/Alaskan Native & Black/African American:	0	0	0	0	0	0	0
Other multi-racial:	0	0	0	0	0	0	0
Asian/Pacific Islander:	0	0	0	0	0	0	0
Hispanic:	0	0	0	0	0	0	0
Total:	0	0	0	0	0	0	0
Female-headed Households:	0		0		0		

Income Category:

	Owner	Renter	Total	Person
Extremely Low	0	0	0	0
Low Mod	0	0	0	0
Moderate	0	0	0	0
Non Low Moderate	0	0	0	0
Total	0	0	0	0
Percent Low/Mod	0.0%	0.0%	0.0%	0.0%

Annual Accomplishments

Accomplishment Narrative

Year	# Benefiting	Accomplishment Narrative
2014		0 10/24/14 - design is complete. psc certified filed. environmental review complete and submitted to wvdo for review and approval. 11/26/2013: Drawdown #2 for Admin for \$1,249.09. Design is almost complete.
2015		0 2015 Funds were used to complete the Lincoln County Commission Frances Creek Water Extension. The project was monitored in March 2016. The project proceeded on schedule and is complete.

U.S. Department of Housing and Urban Development  
 Office of Community Planning and Development  
 Integrated Disbursement and Information System  
 State CDBG Program Activity Summary Report  
 Program Year 2016  
 WEST VIRGINIA

UGLG: Brooke County Commission  
 Grant Year: 2013  
 Project: 0074 - BROOKE CO. SEWER PROJECT PHAS II  
 Objective: Create suitable living environments

IDIS Activity: 3956 - BROOKE COUNTY COMMISSION  
 Status: Open \$0.00  
 Location: 632 Main St Wellsburg, WV 26070-1743  
 Outcome: Availability/accessibility  
 Matrix Code: Water/Sewer Improvements (03J)  
 National Objective: LMA

Initial Funding Date: 05/29/2008  
 Financing:  
 Funded Amount: \$700,000.00  
 Net Drawn: \$685,738.14  
 Balance: \$14,261.86

Description:  
 TO COMPLETE THE ENGINEERING DESIGN AND REQUIRED ADMINISTRATIVE SERVICES FOR THE CNOSTRUCTION OF A CENTRALIZED WASTEWATER SYSTEM.

Proposed Accomplishments:  
 People (General) : 1,050  
 Total Population in Service Area: 0  
 Census Tract Percent Low / Mod: 0.00

Actual Accomplishments:

Number assisted:

	Owner		Renter		Total		Person
	Total	Hispanic	Total	Hispanic	Total	Hispanic	
White:	0	0	0	0	0	0	0
Black/African American:	0	0	0	0	0	0	0
Asian:	0	0	0	0	0	0	0
American Indian/Alaskan Native:	0	0	0	0	0	0	0
Native Hawaiian/Other Pacific Islander:	0	0	0	0	0	0	0
American Indian/Alaskan Native & White:	0	0	0	0	0	0	0
Asian White:	0	0	0	0	0	0	0
Black/African American & White:	0	0	0	0	0	0	0
American Indian/Alaskan Native & Black/African American:	0	0	0	0	0	0	0
Other multi-racial:	0	0	0	0	0	0	0
Asian/Pacific Islander:	0	0	0	0	0	0	0
Hispanic:	0	0	0	0	0	0	0
Total:	0	0	0	0	0	0	0
Female-headed Households:	0		0		0		

Income Category:

	Owner	Renter	Total	Person
Extremely Low	0	0	0	0
Low Mod	0	0	0	0
Moderate	0	0	0	0
Non Low Moderate	0	0	0	0
Total	0	0	0	0
Percent Low/Mod	0.0%	0.0%	0.0%	0.0%

Annual Accomplishments

Accomplishment Narrative

Year	# Benefiting	Accomplishment Narrative
2013		0 Design completed. Permits obtained. Project team scheduled. Easement acquisition is underway.
2010		0 Design is 80% complete. The commission has submitted for the remaining \$1.2 million for the sewage project. Phase I of this project is 90% complete.
2014		0 Easements acquisitions almost complete at over 80%. Engineer applied for permits. Project approved by PSD. 4/10/14: 33% of easements. ERR being completed. 3/17/14: ERR in progress. Notice To Proceed with Exempt Activities issued. Received clearance letter from SHPO. Permits applied for. Easement acquisitions at 20%.
2008		0 ENGINEERING DESIGN IS COMPLETE AND HAS BEEN SUBMITTED TO IJDC FOR APPROVAL THEN ON TO DEP FOR THEIR APPROVAL.
2007		0 ENGINEERING DESIGN IS COMPLETE.

U.S. Department of Housing and Urban Development  
 Office of Community Planning and Development  
 Integrated Disbursement and Information System  
 State CDBG Program Activity Summary Report  
 Program Year 2016  
 WEST VIRGINIA

UGLG: JACKSON COUNTY COMMISSION  
 Grant Year: 2013  
 Project: 0064 - Jackson County Commission

Objective: Create suitable living environments

IDIS Activity: 4246 - Jackson Co. Commission Cottageville Sewer Extension  
 Status: Open \$0.00  
 Location:  
 PO Box 800 Ripley, WV 25271-0800

Outcome: Availability/accessibility  
 Matrix Code: Water/Sewer Improvements (03J)

National Objective: LMA

Initial Funding Date: 11/05/2009  
 Financing:  
 Funded Amount: \$1,300,000.00  
 Net Drawn: \$726,079.88  
 Balance: \$573,920.12

Description:  
 Design and administration grant to complete the engineering design and required administrative services for the sewer extension in the Cottageville area.

Proposed Accomplishments:  
 People (General) : 172  
 Total Population in Service Area: 172  
 Census Tract Percent Low / Mod: 73.80

Actual Accomplishments:

Number assisted:

	Owner		Renter		Total		Person
	Total	Hispanic	Total	Hispanic	Total	Hispanic	
White:	0	0	0	0	0	0	0
Black/African American:	0	0	0	0	0	0	0
Asian:	0	0	0	0	0	0	0
American Indian/Alaskan Native:	0	0	0	0	0	0	0
Native Hawaiian/Other Pacific Islander:	0	0	0	0	0	0	0
American Indian/Alaskan Native & White:	0	0	0	0	0	0	0
Asian White:	0	0	0	0	0	0	0
Black/African American & White:	0	0	0	0	0	0	0
American Indian/Alaskan Native & Black/African American:	0	0	0	0	0	0	0
Other multi-racial:	0	0	0	0	0	0	0
Asian/Pacific Islander:	0	0	0	0	0	0	0
Hispanic:	0	0	0	0	0	0	0
Total:	0	0	0	0	0	0	0
Female-headed Households:	0		0		0		

Income Category:

	Owner	Renter	Total	Person
Extremely Low	0	0	0	0
Low Mod	0	0	0	0
Moderate	0	0	0	0
Non Low Moderate	0	0	0	0
Total	0	0	0	0
Percent Low/Mod	0.0%	0.0%	0.0%	0.0%

U.S. Department of Housing and Urban Development  
 Office of Community Planning and Development  
 Integrated Disbursement and Information System  
 State CDBG Program Activity Summary Report  
 Program Year 2016  
 WEST VIRGINIA

Project: 0064 - Jackson County Commission

IDIS Activity: 4246 - Jackson Co. Commission Cottageville Sewer Extension

Annual Accomplishments		Accomplishment Narrative
Year	# Benefiting	
2015	0	2015 August 2016: Following a slow start, the project is now fully funded by CDBG and USDA-RD. The Jackson County Commission has submitted a request for Authorization to Bid, and bidding is expected in September 2016. The project is expected to proceed to construction in early 2017.
2010	0	2016 8/29. The project has encountered numerous delays, however the Jackson County Commission secured additional funding through USDA-RD to complete this project. The project has been granted Authorization to Bid, and will bid in September 2016.
2014	0	2010 Design of this project is about 55% complete. The PSD is in the process of acquiring right-of-ways and easements. 5/28/14 - funds released in may 2014 after err approval. 80% of easements should be secured by the end of June. additional funding was granted in January 2014.
2016	0	June 2016: Project is progressing after a substantial delay. USDA closing was conducted in December 2016. Construction began in March 2017. Substantial completion is expected by December 2018. June 2017: Construction began 3/1/2017. Substantial completion expected to be 1/25/2018 with a final payment by 3/6/2018.
2013	0	Previous inactivity was due to the PSD's consideration of funding needed. In August of 2012, the PSD decided to approach the IJDC for a loan. Cottageville PSD will acquire a CWSRF Deferred loan and is also applying for FY2013 SCBG funding.  Design work has been completed and title work is now underway.

U.S. Department of Housing and Urban Development  
 Office of Community Planning and Development  
 Integrated Disbursement and Information System  
 State CDBG Program Activity Summary Report  
 Program Year 2016  
 WEST VIRGINIA

UGLG: FRANKLIN  
 Grant Year: 2013  
 Project: 0046 - Franklin

Objective: Create suitable living environments

IDIS Activity: 4414 - Franklin Wastewater Treatment Project  
 Status: Open \$0.00  
 Location:  
 PO Box 483 Franklin, WV 26807-0483

Outcome: Availability/accessibility  
 Matrix Code: Water/Sewer Improvements (03J)

National Objective: LMA

Initial Funding Date: 12/16/2010  
 Financing:  
 Funded Amount: \$1,300,000.00  
 Net Drawn: \$1,243,770.80  
 Balance: \$56,229.20

Description:  
 Design and administration grant for the town's wastewater treatment plant installation project.

Proposed Accomplishments:  
 People (General) : 856  
 Total Population in Service Area: 856  
 Census Tract Percent Low / Mod: 79.50

Actual Accomplishments:

Number assisted:

	Owner		Renter		Total		Person
	Total	Hispanic	Total	Hispanic	Total	Hispanic	
White:	0	0	0	0	0	0	0
Black/African American:	0	0	0	0	0	0	0
Asian:	0	0	0	0	0	0	0
American Indian/Alaskan Native:	0	0	0	0	0	0	0
Native Hawaiian/Other Pacific Islander:	0	0	0	0	0	0	0
American Indian/Alaskan Native & White:	0	0	0	0	0	0	0
Asian White:	0	0	0	0	0	0	0
Black/African American & White:	0	0	0	0	0	0	0
American Indian/Alaskan Native & Black/African American:	0	0	0	0	0	0	0
Other multi-racial:	0	0	0	0	0	0	0
Asian/Pacific Islander:	0	0	0	0	0	0	0
Hispanic:	0	0	0	0	0	0	0
Total:	0	0	0	0	0	0	0
Female-headed Households:	0		0		0		

Income Category:

	Owner	Renter	Total	Person
Extremely Low	0	0	0	0
Low Mod	0	0	0	0
Moderate	0	0	0	0
Non Low Moderate	0	0	0	0
Total	0	0	0	0
Percent Low/Mod	0.0%	0.0%	0.0%	0.0%



U.S. Department of Housing and Urban Development  
 Office of Community Planning and Development  
 Integrated Disbursement and Information System  
 State CDBG Program Activity Summary Report  
 Program Year 2016  
 WEST VIRGINIA

Project: 0046 - Franklin

IDIS Activity: 4414 - Franklin Wastewater Treatment Project

Annual Accomplishments	Accomplishment Narrative
Year	# Benefiting
2014	0 12/2/14 - Design in 100% complete and has been submitted to WV DEP for review and comments. 10/25/13 - Greenhorn & O'Mara has merged with Stantec. Design is 100% complete for contract #1 (collection system improvements). Design of the WWTP improvements is at 95%. Remaining work to complete WWTP contract includes: finalizing selection of chlorine feed equip. and and total technical specs. Completion due 11/15/13 3/21/13 - Accountant completed Rule 42, design is complete.
2016	0 August 2016 Project was bid in June 2016, and was over budget. Project team continues to work to reduce costs within the current scope of work and budget. December 2016 Construction underway - Contract 1 is 15% complete and Contract 2 is 10% complete. January 2017. Contract 1 is 21% complete and Contract 2 is 10%. Work delayed due to weather. March 2017 - Contract 1 is 50% complete and contract 2 is 10% complete. May 2017: Contract 1 is 98% complete. All pipe has been installed and pipe lining is completed. Contract 2 is 20% complete. Lagoon 1 has been dewatered and all air line, curtain walls, and sludge removed.
2013	0 Insufficient funds required an application for remaining costs which has not been awarded yet. The Town is submitting a SCBG application for remaining costs to complete the project. The final draw for this design grant will be submitted with the FPR. Project is expected to be 100% complete by April1, 2013. Accounting is complete. 4-3-13 Design is complete and Rule 42 is complete.
2015	0 Project engineering design and administrative services continue in 2015. Project is expected to bid by the end of 2015.
2010	0 The design of this project is 30% complete and will reach completion by September 2011. At that time the project will be ready for submittal to the regulatory agencies for permit approvals.

U.S. Department of Housing and Urban Development  
 Office of Community Planning and Development  
 Integrated Disbursement and Information System  
 State CDBG Program Activity Summary Report  
 Program Year 2016  
 WEST VIRGINIA

UGLG: WIRT COUNTY COMMISSION  
 Grant Year: 2013  
 Project: 0070 - Wirt County Commission

Objective: Create suitable living environments

IDIS Activity: 4443 - Wirt County Commission Sewer  
 Status: Open \$0.00  
 Location:  
 PO Box 53 Elizabeth, WV 26143-0053

Outcome: Availability/accessibility  
 Matrix Code: Water/Sewer Improvements (03J)

National Objective: LMA

Initial Funding Date: 12/30/2010  
 Financing:  
 Funded Amount: \$1,000,000.00  
 Net Drawn: \$1,000,000.00  
 Balance: \$0.00

Description:  
 Funds will be used to construct a sewer treatment and collection system in the Spring Valley area.

Proposed Accomplishments:  
 People (General) : 0  
 Total Population in Service Area: 318  
 Census Tract Percent Low / Mod: 85.50

Actual Accomplishments:

Number assisted:

	Owner		Renter		Total		Person
	Total	Hispanic	Total	Hispanic	Total	Hispanic	
White:	0	0	0	0	0	0	0
Black/African American:	0	0	0	0	0	0	0
Asian:	0	0	0	0	0	0	0
American Indian/Alaskan Native:	0	0	0	0	0	0	0
Native Hawaiian/Other Pacific Islander:	0	0	0	0	0	0	0
American Indian/Alaskan Native & White:	0	0	0	0	0	0	0
Asian White:	0	0	0	0	0	0	0
Black/African American & White:	0	0	0	0	0	0	0
American Indian/Alaskan Native & Black/African American:	0	0	0	0	0	0	0
Other multi-racial:	0	0	0	0	0	0	0
Asian/Pacific Islander:	0	0	0	0	0	0	0
Hispanic:	0	0	0	0	0	0	0
Total:	0	0	0	0	0	0	0
Female-headed Households:	0		0		0		

Income Category:

	Owner	Renter	Total	Person
Extremely Low	0	0	0	0
Low Mod	0	0	0	0
Moderate	0	0	0	0
Non Low Moderate	0	0	0	0
Total	0	0	0	0
Percent Low/Mod	0.0%	0.0%	0.0%	0.0%

U.S. Department of Housing and Urban Development  
 Office of Community Planning and Development  
 Integrated Disbursement and Information System  
 State CDBG Program Activity Summary Report  
 Program Year 2016  
 WEST VIRGINIA

Project: 0070 - Wirt County Commission

IDIS Activity: 4443 - Wirt County Commission Sewer

Annual Accomplishments	Accomplishment Narrative
Year	# Benefiting
2014	0
	6/6/14 - environmental review is being completed and request for rof to be submitted soon. engineering design and pre-bid preparations are complete. 2/25/14: Approval of Evidentiary Materials and Notice to Proceed with Exempt activities issued. Draw #6 submitted. Construction to begin late 2014.
2016	0
	All construcion work is complete and all CDBG funds have been expended. The final inspection has been approved by the engineer and owner. The Final Performance Report was approved in November 2016
2015	0
	Construction is complete. Administrative costs remain and Final Performance Report is pending. Expect to close by the end of 2016.
2013	0
	Due to revised cost estimate the County Commission has requested a change of scope for the SCBG grant and other project funds needed have not been secured. Development Office approval of the SCBG scope revision and completion of the final items needed to receive a binding commitment for other project funds needed. Project design has been 95% completed. 4-3-13 Draft rule 42 will be completed by 4-30-13. Application to be submitted to IJDC by 5-30-13. Construction to begin March 2014 and complete by March 2015.

U.S. Department of Housing and Urban Development  
 Office of Community Planning and Development  
 Integrated Disbursement and Information System  
 State CDBG Program Activity Summary Report  
 Program Year 2016  
 WEST VIRGINIA

UGLG: FAYETTE COUNTY COMMISSION  
 Grant Year: 2013  
 Project: 0005 - Fayette CC Kanawha Falls PSD Boonesborough Water Objective: Create suitable living environments

IDIS Activity: 4550 - Fayette County Commission Outcome: Availability/accessibility  
 Status: Open \$0.00 Matrix Code: Water/Sewer Improvements (03J)  
 Location: PO Box 307 Fayetteville, WV 25840-0307 National Objective: LMA

Initial Funding Date: 01/12/2012 Description:  
 Financing: This project will include the installation of various size pipe and laterals.  
 Funded Amount: \$559,900.00  
 Net Drawn: \$91,317.46  
 Balance: \$468,582.54

Proposed Accomplishments:  
 People (General) : 74  
 Total Population in Service Area: 74  
 Census Tract Percent Low / Mod: 55.40

Actual Accomplishments:

Number assisted:

	Owner		Renter		Total		Person
	Total	Hispanic	Total	Hispanic	Total	Hispanic	
White:	0	0	0	0	0	0	0
Black/African American:	0	0	0	0	0	0	0
Asian:	0	0	0	0	0	0	0
American Indian/Alaskan Native:	0	0	0	0	0	0	0
Native Hawaiian/Other Pacific Islander:	0	0	0	0	0	0	0
American Indian/Alaskan Native & White:	0	0	0	0	0	0	0
Asian White:	0	0	0	0	0	0	0
Black/African American & White:	0	0	0	0	0	0	0
American Indian/Alaskan Native & Black/African American:	0	0	0	0	0	0	0
Other multi-racial:	0	0	0	0	0	0	0
Asian/Pacific Islander:	0	0	0	0	0	0	0
Hispanic:	0	0	0	0	0	0	0
Total:	0	0	0	0	0	0	0
Female-headed Households:	0		0		0		

Income Category:

	Owner	Renter	Total	Person
Extremely Low	0	0	0	0
Low Mod	0	0	0	0
Moderate	0	0	0	0
Non Low Moderate	0	0	0	0
Total	0	0	0	0
Percent Low/Mod	0.0%	0.0%	0.0%	0.0%

Annual Accomplishments

Accomplishment Narrative

Year	# Benefiting	Accomplishment Narrative
2014		0 10/2/14 - Archeological study completed. Awaiting shpo review. 5/1/2014 - Phase 2 archaeology study begun. PSC issued CON. Permits applied for. Easements being obtained.  3/28/2014 - Artifacts found. Phase 1 archaeology report sto SHPO on 2-25-14. PSC case tolled.
2016		0 Land acquisition activities continue. Project has gone to bid but has a bid overrun. Seeking additional funds to complete project. May 2017: Construction is approximately 40 percent complete.
2013		0 Permit application process for CSX, Norfolk Southern, WVDOH, and Health Department is underway, as well as environmental clearance processes. Surveying is nearly complete. Specifications and bid contract documents are 75% complete. Project is being coordinated with planned bridge closing. Waterline is to be hung on the bridge and must be coordinated with WVDOH. Construction contract should be awarded in January 2014. Project design is complete.
2015		0 Project has been delayed due to SHPO clearances and land acquisition issues.

U.S. Department of Housing and Urban Development  
 Office of Community Planning and Development  
 Integrated Disbursement and Information System  
 State CDBG Program Activity Summary Report  
 Program Year 2016  
 WEST VIRGINIA

UGLG: HARMAN  
 Grant Year: 2013  
 Project: 0008 - Harman Water Extension

Objective: Create suitable living environments

IDIS Activity: 4553 - Harman 11-0060  
 Status: Open \$0.00  
 Location:  
 PO Box 125 Harman, WV 26270-0125

Outcome: Availability/accessibility  
 Matrix Code: Water/Sewer Improvements (03J)

National Objective: LMA

Initial Funding Date: 01/12/2012  
 Financing:  
 Funded Amount: \$19,226.00  
 Net Drawn: \$19,226.00  
 Balance: \$0.00

Description:  
 To extend water service from Harman along Route 32 to the Tucker County line.

Proposed Accomplishments:  
 People (General) : 200  
 Total Population in Service Area: 447  
 Census Tract Percent Low / Mod: 59.50

Actual Accomplishments:

Number assisted:

	Owner		Renter		Total		Person
	Total	Hispanic	Total	Hispanic	Total	Hispanic	
White:	0	0	0	0	0	0	0
Black/African American:	0	0	0	0	0	0	0
Asian:	0	0	0	0	0	0	0
American Indian/Alaskan Native:	0	0	0	0	0	0	0
Native Hawaiian/Other Pacific Islander:	0	0	0	0	0	0	0
American Indian/Alaskan Native & White:	0	0	0	0	0	0	0
Asian White:	0	0	0	0	0	0	0
Black/African American & White:	0	0	0	0	0	0	0
American Indian/Alaskan Native & Black/African American:	0	0	0	0	0	0	0
Other multi-racial:	0	0	0	0	0	0	0
Asian/Pacific Islander:	0	0	0	0	0	0	0
Hispanic:	0	0	0	0	0	0	0
Total:	0	0	0	0	0	0	0
Female-headed Households:	0		0		0		

Income Category:

	Owner	Renter	Total	Person
Extremely Low	0	0	0	0
Low Mod	0	0	0	0
Moderate	0	0	0	0
Non Low Moderate	0	0	0	0
Total	0	0	0	0
Percent Low/Mod	0.0%	0.0%	0.0%	0.0%

U.S. Department of Housing and Urban Development  
 Office of Community Planning and Development  
 Integrated Disbursement and Information System  
 State CDBG Program Activity Summary Report  
 Program Year 2016  
 WEST VIRGINIA

Project: 0008 - Harman Water Extension

IDIS Activity: 4553 - Harman 11-0060

Annual Accomplishments	Accomplishment Narrative
Year	# Benefiting
2014	0 12/10/14 - continued work by counsel with the project team regarding the draft rate ordinance. 3/14/14 - final pay to Baker and legal fees for termination 1/24/14 - Baker Eng. terminated 6/27/13, Thrasher working toward construction
2016	0 August 2016 Following the resolution of several issues, the project has progressed to bid stage. Construction is expected to begin in 60 days. November 2016. Construction continues with Contract 1 being 25 percent complete and Contract 2 being 15 percent complete. January 23, 2017 Construction continues with Contract 1 being 42 percent complete and Contract 2 31 percent and Contract 3 is 38 percent. Engineering and Construction Continues.
2013	0 Design services are approximately 99% complete. Engineer currently assisting in acquiring right of ways and getting approval on permits and plans. Administration is obtaining right of ways and moving project towards construction. 4-3-13 Admin is moving forward, construction and obtaining ROW's. Design services almost complete, working on permits and plan approvals.
2015	0 Project has encountered delays due to changes in the project team and other issues. The project administrator is working with the Town of Harman and the WVDO to resolve these issues.

U.S. Department of Housing and Urban Development  
 Office of Community Planning and Development  
 Integrated Disbursement and Information System  
 State CDBG Program Activity Summary Report  
 Program Year 2016  
 WEST VIRGINIA

UGLG: MINERAL COUNTY COMMISSION  
 Grant Year: 2013  
 Project: 0005 - Mineral CC Fountain PSD

Objective: Create suitable living environments

IDIS Activity: 4630 - Mineral CC Foundatin PSD  
 Status: Open \$0.00  
 Location:  
 150 Armstrong St Keyser, WV 26726-3500

Outcome: Availability/accessibility  
 Matrix Code: Water/Sewer Improvements (03J)

National Objective: LMA

Initial Funding Date: 03/27/2013  
 Financing:  
 Funded Amount: \$1,256,794.00  
 Net Drawn: \$1,209,091.57  
 Balance: \$47,702.43

Description:  
 The project will consist of the construction of approximately 26,810 ft of 8-inch pipe, 66,230 ft of 6 inch pipe, two water storage tanks, two water production wells, fire hydrants, and related appurtenances.

Proposed Accomplishments:  
 People (General) : 729  
 Total Population in Service Area: 1,269  
 Census Tract Percent Low / Mod: 57.40

Actual Accomplishments:

Number assisted:

	Owner		Renter		Total		Person
	Total	Hispanic	Total	Hispanic	Total	Hispanic	
White:	0	0	0	0	0	0	0
Black/African American:	0	0	0	0	0	0	0
Asian:	0	0	0	0	0	0	0
American Indian/Alaskan Native:	0	0	0	0	0	0	0
Native Hawaiian/Other Pacific Islander:	0	0	0	0	0	0	0
American Indian/Alaskan Native & White:	0	0	0	0	0	0	0
Asian White:	0	0	0	0	0	0	0
Black/African American & White:	0	0	0	0	0	0	0
American Indian/Alaskan Native & Black/African American:	0	0	0	0	0	0	0
Other multi-racial:	0	0	0	0	0	0	0
Asian/Pacific Islander:	0	0	0	0	0	0	0
Hispanic:	0	0	0	0	0	0	0
Total:	0	0	0	0	0	0	0
Female-headed Households:	0		0		0		

Income Category:

	Owner	Renter	Total	Person
Extremely Low	0	0	0	0
Low Mod	0	0	0	0
Moderate	0	0	0	0
Non Low Moderate	0	0	0	0
Total	0	0	0	0
Percent Low/Mod	0.0%	0.0%	0.0%	0.0%

Annual Accomplishments

Accomplishment Narrative

Year	# Benefiting	Accomplishment Narrative
2014		0 5-16-14 - thrasher engineering has completed final design. 12/16/13 - Thrasher engineering has completed 100% of the final design. The line layout has been approved by DOH for work along the highway right of way. The engineer will submit the design to WVBPB for final review and permits in December 2013.
2016		0 August 2016 The project continues to move slowly toward bid stage. An extension of the IJDC binding commitment has been granted. The WVDO expects a Notice of Intent to Bid by September 30, 2016. The project team is urged to bid the project by the end of 2016. April 2017: Construction contract awarded 2/23/2017. Approximately 7 percent of construction complete. Budget requests reflects a \$43,206 reduction in grant funds as directed by WVJDC funding committee. May 2017: Construction contracts awarded 2/23/2017. Approximately 21 percent of construction is complete among the four contracts.
2015		0 The project has encountered numerous delays due to issues related to user agreements. The project team has considered design revisions. The county commission has elected to proceed with the initial design and continues to seek a sufficient number of user agreements.

U.S. Department of Housing and Urban Development  
 Office of Community Planning and Development  
 Integrated Disbursement and Information System  
 State CDBG Program Activity Summary Report  
 Program Year 2016  
 WEST VIRGINIA

UGLG: MULLENS, CITY OF  
 Grant Year: 2013  
 Project: 0006 - Mullens Wyoming Co PSD  
 IDIS Activity: 4631 - Mullens Wyoming Co PSD  
 Status: Open \$0.00  
 Location:  
 316 Moran Ave Mullens, WV 25882-1429

Objective: Create suitable living environments  
 Outcome: Availability/accessibility  
 Matrix Code: Water/Sewer Improvements (03J)  
 National Objective: LMA

Initial Funding Date: 03/27/2013  
 Financing:  
 Funded Amount: \$997,366.00  
 Net Drawn: \$888,100.19  
 Balance: \$109,265.81

Description:  
 To cover soft costs not eligible under the DEP AML guidelines as related to the provision of water in the western portion of Mullens incidental to the extension of service to 100% AML areas.

Proposed Accomplishments:  
 People (General) : 360  
 Total Population in Service Area: 530  
 Census Tract Percent Low / Mod: 67.90

Actual Accomplishments:

Number assisted:

	Owner		Renter		Total		Person
	Total	Hispanic	Total	Hispanic	Total	Hispanic	
White:	0	0	0	0	0	0	0
Black/African American:	0	0	0	0	0	0	0
Asian:	0	0	0	0	0	0	0
American Indian/Alaskan Native:	0	0	0	0	0	0	0
Native Hawaiian/Other Pacific Islander:	0	0	0	0	0	0	0
American Indian/Alaskan Native & White:	0	0	0	0	0	0	0
Asian White:	0	0	0	0	0	0	0
Black/African American & White:	0	0	0	0	0	0	0
American Indian/Alaskan Native & Black/African American:	0	0	0	0	0	0	0
Other multi-racial:	0	0	0	0	0	0	0
Asian/Pacific Islander:	0	0	0	0	0	0	0
Hispanic:	0	0	0	0	0	0	0
Total:	0	0	0	0	0	0	0
Female-headed Households:	0		0		0		

Income Category:

	Owner	Renter	Total	Person
Extremely Low	0	0	0	0
Low Mod	0	0	0	0
Moderate	0	0	0	0
Non Low Moderate	0	0	0	0
Total	0	0	0	0
Percent Low/Mod	0.0%	0.0%	0.0%	0.0%

Annual Accomplishments

Accomplishment Narrative

Year	# Benefiting	Accomplishment Narrative
2014		0 12-30-14 - all permits except psc final certificate received. final design completed. row work continues. 83% of row obtained. 1/23/2014 - Railroad permitting continues. Easement work underway. PSC filing awaiting ROW work must be 80% before IJDC binding committment granted.
2016		0 November 2016. Construction work began in March 2016. Contracts 1 and 2 are ahead of schedule. Crews are working on the main water lines, and small crews are working on services to repair sidewalks and complete paving. No change orders are pending. Work has also began on Contract 3, to include site work and the construction of a foundation for a water tank. Fencing, cleanup and other activities remain.
2015		0 This project was awarded a Design Grant using FY 2012 funds in December 2013. The project was fully funded with FY 2013 funds in January 2014. The Environmental Reivew is being updated for the expansion of the project area following a bid underrun. The initial project is progressing according to schedule, following a slow start.



U.S. Department of Housing and Urban Development  
 Office of Community Planning and Development  
 Integrated Disbursement and Information System  
 State CDBG Program Activity Summary Report  
 Program Year 2016  
 WEST VIRGINIA

UGLG: LINCOLN COUNTY COMMISSION  
 Grant Year: 2013  
 Project: 0008 - Lincoln CC Frances Creek Waterline Extension  
 IDIS Activity: 4633 - Lincoln CC Frances Creek Waterline Extension  
 Status: Completed 04/18/2017  
 Location: PO Box 497 Hamlin, WV 25523-0497

Objective: Create suitable living environments  
 Outcome: Availability/accessibility  
 Matrix Code: Water/Sewer Improvements (03J)  
 National Objective: LMA

Initial Funding Date: 03/27/2013  
 Financing:  
 Funded Amount: \$1,263,255.41  
 Net Drawn: \$1,263,255.41  
 Balance: \$0.00

Description:  
 The project consists of the construction of 40,290 lf of 6" and smaller diameter water main, one 100,000 gallon water storage tank, one pressure reducing station, 22 fire hydrants, valves, meters, and related

Proposed Accomplishments:  
 People (General) : 1,598  
 Total Population in Service Area: 2,792  
 Census Tract Percent Low / Mod: 57.20

Actual Accomplishments:

Number assisted:

	Owner		Renter		Total		Person
	Total	Hispanic	Total	Hispanic	Total	Hispanic	
White:	0	0	0	0	0	0	0
Black/African American:	0	0	0	0	0	0	0
Asian:	0	0	0	0	0	0	0
American Indian/Alaskan Native:	0	0	0	0	0	0	0
Native Hawaiian/Other Pacific Islander:	0	0	0	0	0	0	0
American Indian/Alaskan Native & White:	0	0	0	0	0	0	0
Asian White:	0	0	0	0	0	0	0
Black/African American & White:	0	0	0	0	0	0	0
American Indian/Alaskan Native & Black/African American:	0	0	0	0	0	0	0
Other multi-racial:	0	0	0	0	0	0	0
Asian/Pacific Islander:	0	0	0	0	0	0	0
Hispanic:	0	0	0	0	0	0	0
Total:	0	0	0	0	0	0	0
Female-headed Households:	0		0		0		

Income Category:

	Owner	Renter	Total	Person
Extremely Low	0	0	0	0
Low Mod	0	0	0	0
Moderate	0	0	0	0
Non Low Moderate	0	0	0	0
Total	0	0	0	0
Percent Low/Mod	0.0%	0.0%	0.0%	0.0%

Annual Accomplishments

Accomplishment Narrative

Year	# Benefiting	Accomplishment Narrative
2014		0 10/24/14 - design is complete. psc certified filed. environmental review complete and submitted to wvdo for review and approval. 11/26/2013: Drawdown #2 for Admin for \$1,249.09. Design is almost complete.
2015		0 2015 Funds were used to complete the Lincoln County Commission Frances Creek Water Extension. The project was monitored in March 2016. The project proceeded on schedule and is complete.

U.S. Department of Housing and Urban Development  
 Office of Community Planning and Development  
 Integrated Disbursement and Information System  
 State CDBG Program Activity Summary Report  
 Program Year 2016  
 WEST VIRGINIA

UGLG: CLAY COUNTY COMMISSION  
 Grant Year: 2013  
 Project: 0009 - Clay CC Pack Fork-Independence Road

Objective: Create suitable living environments

IDIS Activity: 4684 - Clay CC 13-0002  
 Status: Open \$0.00  
 Location:  
 PO Box 190 Clay, WV 25043-0190

Outcome: Availability/accessibility  
 Matrix Code: Water/Sewer Improvements (03J)

National Objective: LMA

Initial Funding Date: 03/18/2014  
 Financing:  
 Funded Amount: \$175,000.00  
 Net Drawn: \$172,140.21  
 Balance: \$2,859.79

Description:  
 \$0.00

Proposed Accomplishments:  
 People (General) : 136  
 Total Population in Service Area: 675  
 Census Tract Percent Low / Mod: 70.50

Actual Accomplishments:

Number assisted:

	Owner		Renter		Total		Person
	Total	Hispanic	Total	Hispanic	Total	Hispanic	
White:	0	0	0	0	0	0	0
Black/African American:	0	0	0	0	0	0	0
Asian:	0	0	0	0	0	0	0
American Indian/Alaskan Native:	0	0	0	0	0	0	0
Native Hawaiian/Other Pacific Islander:	0	0	0	0	0	0	0
American Indian/Alaskan Native & White:	0	0	0	0	0	0	0
Asian White:	0	0	0	0	0	0	0
Black/African American & White:	0	0	0	0	0	0	0
American Indian/Alaskan Native & Black/African American:	0	0	0	0	0	0	0
Other multi-racial:	0	0	0	0	0	0	0
Asian/Pacific Islander:	0	0	0	0	0	0	0
Hispanic:	0	0	0	0	0	0	0
Total:	0	0	0	0	0	0	0
Female-headed Households:	0		0		0		

Income Category:

	Owner	Renter	Total	Person
Extremely Low	0	0	0	0
Low Mod	0	0	0	0
Moderate	0	0	0	0
Non Low Moderate	0	0	0	0
Total	0	0	0	0
Percent Low/Mod	0.0%	0.0%	0.0%	0.0%

Annual Accomplishments

Accomplishment Narrative

Year # Benefiting

- 2014 0 The commission approved all necessary resolutions and hud requirements. submitted engineering contract.
- 2015 0 The project received a Design Grant using FY 2013 funds in January 2014. The project received construction funding using FY 2014 funds in January 2015 funding. The project received ARC funding in 2014. The project is behind schedule. The Clay County Commission and the project team have been advised that the project should proceed to bid stage by June 2016.

U.S. Department of Housing and Urban Development  
 Office of Community Planning and Development  
 Integrated Disbursement and Information System  
 State CDBG Program Activity Summary Report  
 Program Year 2016  
 WEST VIRGINIA

UGLG: BURNSVILLE  
 Grant Year: 2013  
 Project: 0011 - Burnsville Route 5-Orlando Road

Objective: Create suitable living environments

IDIS Activity: 4686 - Burnsville 13-0001  
 Status: Open \$0.00  
 Location:  
 PO Box 305 Burnsville, WV 26335-0305

Outcome: Availability/accessibility  
 Matrix Code: Water/Sewer Improvements (03J)

National Objective: LMA

Initial Funding Date: 03/18/2014  
 Financing:  
 Funded Amount: \$175,000.00  
 Net Drawn: \$175,000.00  
 Balance: \$0.00

Description:  
 \$0.00

Proposed Accomplishments:  
 People (General) : 94  
 Total Population in Service Area: 361  
 Census Tract Percent Low / Mod: 63.40

Actual Accomplishments:

Number assisted:

	Owner		Renter		Total		Person
	Total	Hispanic	Total	Hispanic	Total	Hispanic	
White:	0	0	0	0	0	0	0
Black/African American:	0	0	0	0	0	0	0
Asian:	0	0	0	0	0	0	0
American Indian/Alaskan Native:	0	0	0	0	0	0	0
Native Hawaiian/Other Pacific Islander:	0	0	0	0	0	0	0
American Indian/Alaskan Native & White:	0	0	0	0	0	0	0
Asian White:	0	0	0	0	0	0	0
Black/African American & White:	0	0	0	0	0	0	0
American Indian/Alaskan Native & Black/African American:	0	0	0	0	0	0	0
Other multi-racial:	0	0	0	0	0	0	0
Asian/Pacific Islander:	0	0	0	0	0	0	0
Hispanic:	0	0	0	0	0	0	0
Total:	0	0	0	0	0	0	0
Female-headed Households:	0		0		0		

Income Category:

	Owner	Renter	Total	Person
Extremely Low	0	0	0	0
Low Mod	0	0	0	0
Moderate	0	0	0	0
Non Low Moderate	0	0	0	0
Total	0	0	0	0
Percent Low/Mod	0.0%	0.0%	0.0%	0.0%

Annual Accomplishments

Accomplishment Narrative

Year	# Benefiting	Accomplishment Narrative
2014		0 12/30/14 - The study and report portion of project is now 100% complete; engineer has finished design phase.
2016		0 August 2016 Funds were used to extend water service in the Route 5-Orlando Road areas of Burnsville. The project is progressing according to schedule. Contract 1 is 96 percent complete; and contract 2 is 49 percent complete. Final Performance Report is expected by the end of 2016. May 2017: Final Payment and Final Performance Report submitted.
2015		0 Construction is progressing according to schedule.

U.S. Department of Housing and Urban Development  
 Office of Community Planning and Development  
 Integrated Disbursement and Information System  
 State CDBG Program Activity Summary Report  
 Program Year 2016  
 WEST VIRGINIA

UGLG: WETZEL COUNTY COMMISSION  
 Grant Year: 2013  
 Project: 0012 - Wetzel CC Rush Run  
 IDIS Activity: 4687 - Wetzel CC 13-0006  
 Status: Open \$0.00  
 Location:  
 PO Box 156 New Martinsville, WV 26155-0156

Objective: Create suitable living environments  
 Outcome: Availability/accessibility  
 Matrix Code: Water/Sewer Improvements (03J)  
 National Objective: LMA

Initial Funding Date: 03/18/2014  
 Financing:  
 Funded Amount: \$175,000.00  
 Net Drawn: \$175,000.00  
 Balance: \$0.00

Description:  
 \$0.00

Proposed Accomplishments:  
 People (General) : 81  
 Total Population in Service Area: 360  
 Census Tract Percent Low / Mod: 77.50

Actual Accomplishments:

Number assisted:

	Owner		Renter		Total		Person
	Total	Hispanic	Total	Hispanic	Total	Hispanic	
White:	0	0	0	0	0	0	0
Black/African American:	0	0	0	0	0	0	0
Asian:	0	0	0	0	0	0	0
American Indian/Alaskan Native:	0	0	0	0	0	0	0
Native Hawaiian/Other Pacific Islander:	0	0	0	0	0	0	0
American Indian/Alaskan Native & White:	0	0	0	0	0	0	0
Asian White:	0	0	0	0	0	0	0
Black/African American & White:	0	0	0	0	0	0	0
American Indian/Alaskan Native & Black/African American:	0	0	0	0	0	0	0
Other multi-racial:	0	0	0	0	0	0	0
Asian/Pacific Islander:	0	0	0	0	0	0	0
Hispanic:	0	0	0	0	0	0	0
Total:	0	0	0	0	0	0	0
Female-headed Households:	0		0		0		

Income Category:

	Owner	Renter	Total	Person
Extremely Low	0	0	0	0
Low Mod	0	0	0	0
Moderate	0	0	0	0
Non Low Moderate	0	0	0	0
Total	0	0	0	0
Percent Low/Mod	0.0%	0.0%	0.0%	0.0%

Annual Accomplishments

Accomplishment Narrative

Year	# Benefiting	Accomplishment Narrative
2014		0 2015 August 2016: This project was funded with FY 2014 funds in January 2015. Following a slow start, the Wetzel County Commission has requested Authorization to Bid. Bids were opened in August 2016, with an underrun. The project is expected to proceed to construction and progress efficiently through 2017.
2016		0 June 2016: Project is progressing according to schedule. Original project is essentially complete. WVDO approved Change Order work to extend service to additional households. June 2017: Construction began November 14,2016. Original portion of the contract is essentially complete. Engineering is developing a punch list following inspection. WVDO approved change order work and will begin soon. The attorney is working on easements for the added work.

U.S. Department of Housing and Urban Development  
 Office of Community Planning and Development  
 Integrated Disbursement and Information System  
 State CDBG Program Activity Summary Report  
 Program Year 2016  
 WEST VIRGINIA

UGLG: MINGO COUNTY COMMISSION  
 Grant Year: 2013  
 Project: 0013 - Mingo CC Ben Creek

Objective: Create suitable living environments

IDIS Activity: 4688 - Mingo CC 13-0003  
 Status: Completed 04/18/2017  
 Location:  
 75 E 2nd Ave Williamson, WV 25661-3552

Outcome: Availability/accessibility  
 Matrix Code: Water/Sewer Improvements (03J)

National Objective: LMA

Initial Funding Date: 03/18/2014  
 Financing:  
 Funded Amount: \$1,473,332.93  
 Net Drawn: \$1,473,332.93  
 Balance: \$0.00

Description:  
 Funds were used to complete the Mingo County Commission, Ben Creek Water Extension. The project included the construction and installation of 13.4 miles of water line, one 250,000-gallon tank, 25 fire

Proposed Accomplishments:  
 People (General) : 4,805  
 Total Population in Service Area: 4,805  
 Census Tract Percent Low / Mod: 100.00

Actual Accomplishments:

Number assisted:

	Owner		Renter		Total		Person
	Total	Hispanic	Total	Hispanic	Total	Hispanic	
White:	0	0	0	0	0	0	0
Black/African American:	0	0	0	0	0	0	0
Asian:	0	0	0	0	0	0	0
American Indian/Alaskan Native:	0	0	0	0	0	0	0
Native Hawaiian/Other Pacific Islander:	0	0	0	0	0	0	0
American Indian/Alaskan Native & White:	0	0	0	0	0	0	0
Asian White:	0	0	0	0	0	0	0
Black/African American & White:	0	0	0	0	0	0	0
American Indian/Alaskan Native & Black/African American:	0	0	0	0	0	0	0
Other multi-racial:	0	0	0	0	0	0	0
Asian/Pacific Islander:	0	0	0	0	0	0	0
Hispanic:	0	0	0	0	0	0	0
Total:	0	0	0	0	0	0	0
Female-headed Households:	0		0		0		

Income Category:

	Owner	Renter	Total	Person
Extremely Low	0	0	0	0
Low Mod	0	0	0	0
Moderate	0	0	0	0
Non Low Moderate	0	0	0	0
Total	0	0	0	0
Percent Low/Mod	0.0%	0.0%	0.0%	0.0%

Annual Accomplishments

Accomplishment Narrative

Year	# Benefiting	Accomplishment Narrative
2015		0 2015 Project is under construction and on schedule.
2016		0 2016 Project was monitored in September 2015. Construction is complete and area households are now served with public water and fire protection. The Mingo County Commission submitted a Final Performance Report in June 2016. The project is complete.
2014		0 5-16-14 - environmental review was submitted to wvdo for approval and release of funds.

U.S. Department of Housing and Urban Development  
 Office of Community Planning and Development  
 Integrated Disbursement and Information System  
 State CDBG Program Activity Summary Report  
 Program Year 2016  
 WEST VIRGINIA

UGLG: HARMAN  
 Grant Year: 2014  
 Project: 0008 - Harman Water Extension

Objective: Create suitable living environments

IDIS Activity: 4553 - Harman 11-0060  
 Status: Open \$0.00  
 Location:  
 PO Box 125 Harman, WV 26270-0125

Outcome: Availability/accessibility  
 Matrix Code: Water/Sewer Improvements (03J)

National Objective: LMA

Initial Funding Date: 01/12/2012  
 Financing:  
 Funded Amount: \$180,774.00  
 Net Drawn: \$114,401.99  
 Balance: \$66,372.01

Description:  
 To extend water service from Harman along Route 32 to the Tucker County line.

Proposed Accomplishments:  
 People (General) : 200  
 Total Population in Service Area: 447  
 Census Tract Percent Low / Mod: 59.50

Actual Accomplishments:

Number assisted:

	Owner		Renter		Total		Person
	Total	Hispanic	Total	Hispanic	Total	Hispanic	
White:	0	0	0	0	0	0	0
Black/African American:	0	0	0	0	0	0	0
Asian:	0	0	0	0	0	0	0
American Indian/Alaskan Native:	0	0	0	0	0	0	0
Native Hawaiian/Other Pacific Islander:	0	0	0	0	0	0	0
American Indian/Alaskan Native & White:	0	0	0	0	0	0	0
Asian White:	0	0	0	0	0	0	0
Black/African American & White:	0	0	0	0	0	0	0
American Indian/Alaskan Native & Black/African American:	0	0	0	0	0	0	0
Other multi-racial:	0	0	0	0	0	0	0
Asian/Pacific Islander:	0	0	0	0	0	0	0
Hispanic:	0	0	0	0	0	0	0
Total:	0	0	0	0	0	0	0
Female-headed Households:	0		0		0		

Income Category:

	Owner	Renter	Total	Person
Extremely Low	0	0	0	0
Low Mod	0	0	0	0
Moderate	0	0	0	0
Non Low Moderate	0	0	0	0
Total	0	0	0	0
Percent Low/Mod	0.0%	0.0%	0.0%	0.0%

U.S. Department of Housing and Urban Development  
 Office of Community Planning and Development  
 Integrated Disbursement and Information System  
 State CDBG Program Activity Summary Report  
 Program Year 2016  
 WEST VIRGINIA

Project: 0008 - Harman Water Extension

IDIS Activity: 4553 - Harman 11-0060

Annual Accomplishments		Accomplishment Narrative
Year	# Benefiting	
2014	0	12/10/14 - continued work by counsel with the project team regarding the draft rate ordinance. 3/14/14 - final pay to Baker and legal fees for termination 1/24/14 - Baker Eng. terminated 6/27/13, Thrasher working toward construction
2016	0	August 2016 Following the resolution of several issues, the project has progressed to bid stage. Construction is expected to begin in 60 days. November 2016. Construction continues with Contract 1 being 25 percent complete and Contract 2 being 15 percent complete. January 23, 2017 Construction continues with Contract 1 being 42 percent complete and Contract 2 31 percent and Contract 3 is 38 percent. Engineering and Construction Continues.
2013	0	Design services are approximately 99% complete. Engineer currently assisting in acquiring right of ways and getting approval on permits and plans. Administration is obtaining right of ways and moving project towards construction. 4-3-13 Admin is moving forward, construction and obtaining ROW's. Design services almost complete, working on permits and plan approvals.
2015	0	Project has encountered delays due to changes in the project team and other issues. The project administrator is working with the Town of Harman and the WVDO to resolve these issues.

U.S. Department of Housing and Urban Development  
 Office of Community Planning and Development  
 Integrated Disbursement and Information System  
 State CDBG Program Activity Summary Report  
 Program Year 2016  
 WEST VIRGINIA

UGLG: CLAY COUNTY COMMISSION  
 Grant Year: 2014  
 Project: 0009 - Clay CC Pack Fork-Independence Road

Objective: Create suitable living environments

IDIS Activity: 4684 - Clay CC 13-0002  
 Status: Open \$0.00  
 Location:  
 PO Box 190 Clay, WV 25043-0190

Outcome: Availability/accessibility  
 Matrix Code: Water/Sewer Improvements (03J)

National Objective: LMA

Initial Funding Date: 03/18/2014  
 Financing:  
 Funded Amount: \$1,325,000.00  
 Net Drawn: \$0.00  
 Balance: \$1,325,000.00

Description:  
 \$0.00

Proposed Accomplishments:  
 People (General) : 136  
 Total Population in Service Area: 675  
 Census Tract Percent Low / Mod: 70.50

Actual Accomplishments:

Number assisted:

	Owner		Renter		Total		Person
	Total	Hispanic	Total	Hispanic	Total	Hispanic	
White:	0	0	0	0	0	0	0
Black/African American:	0	0	0	0	0	0	0
Asian:	0	0	0	0	0	0	0
American Indian/Alaskan Native:	0	0	0	0	0	0	0
Native Hawaiian/Other Pacific Islander:	0	0	0	0	0	0	0
American Indian/Alaskan Native & White:	0	0	0	0	0	0	0
Asian White:	0	0	0	0	0	0	0
Black/African American & White:	0	0	0	0	0	0	0
American Indian/Alaskan Native & Black/African American:	0	0	0	0	0	0	0
Other multi-racial:	0	0	0	0	0	0	0
Asian/Pacific Islander:	0	0	0	0	0	0	0
Hispanic:	0	0	0	0	0	0	0
Total:	0	0	0	0	0	0	0
Female-headed Households:	0		0		0		

Income Category:

	Owner	Renter	Total	Person
Extremely Low	0	0	0	0
Low Mod	0	0	0	0
Moderate	0	0	0	0
Non Low Moderate	0	0	0	0
Total	0	0	0	0
Percent Low/Mod	0.0%	0.0%	0.0%	0.0%

Annual Accomplishments

Accomplishment Narrative

Year # Benefiting

- 2014 0 The commission approved all necessary resolutions and hud requirements. submitted engineering contract.
- 2015 0 The project received a Design Grant using FY 2013 funds in January 2014. The project received construction funding using FY 2014 funds in January 2015 funding. The project received ARC funding in 2014. The project is behind schedule. The Clay County Commission and the project team have been advised that the project should proceed to bid stage by June 2016.



U.S. Department of Housing and Urban Development  
 Office of Community Planning and Development  
 Integrated Disbursement and Information System  
 State CDBG Program Activity Summary Report  
 Program Year 2016  
 WEST VIRGINIA

UGLG: BURNSVILLE  
 Grant Year: 2014  
 Project: 0011 - Burnsville Route 5-Orlando Road

Objective: Create suitable living environments

IDIS Activity: 4686 - Burnsville 13-0001  
 Status: Open \$0.00  
 Location:  
 PO Box 305 Burnsville, WV 26335-0305

Outcome: Availability/accessibility  
 Matrix Code: Water/Sewer Improvements (03J)

National Objective: LMA

Initial Funding Date: 03/18/2014  
 Financing:  
 Funded Amount: \$1,325,000.00  
 Net Drawn: \$1,325,000.00  
 Balance: \$0.00

Description:  
 \$0.00

Proposed Accomplishments:  
 People (General) : 94  
 Total Population in Service Area: 361  
 Census Tract Percent Low / Mod: 63.40

Actual Accomplishments:

Number assisted:

	Owner		Renter		Total		Person
	Total	Hispanic	Total	Hispanic	Total	Hispanic	
White:	0	0	0	0	0	0	0
Black/African American:	0	0	0	0	0	0	0
Asian:	0	0	0	0	0	0	0
American Indian/Alaskan Native:	0	0	0	0	0	0	0
Native Hawaiian/Other Pacific Islander:	0	0	0	0	0	0	0
American Indian/Alaskan Native & White:	0	0	0	0	0	0	0
Asian White:	0	0	0	0	0	0	0
Black/African American & White:	0	0	0	0	0	0	0
American Indian/Alaskan Native & Black/African American:	0	0	0	0	0	0	0
Other multi-racial:	0	0	0	0	0	0	0
Asian/Pacific Islander:	0	0	0	0	0	0	0
Hispanic:	0	0	0	0	0	0	0
Total:	0	0	0	0	0	0	0
Female-headed Households:	0		0		0		

Income Category:

	Owner	Renter	Total	Person
Extremely Low	0	0	0	0
Low Mod	0	0	0	0
Moderate	0	0	0	0
Non Low Moderate	0	0	0	0
Total	0	0	0	0
Percent Low/Mod	0.0%	0.0%	0.0%	0.0%

Annual Accomplishments

Accomplishment Narrative

Year	# Benefiting	Accomplishment Narrative
2014		0 12/30/14 - The study and report portion of project is now 100% complete; engineer has finished design phase.
2016		0 August 2016 Funds were used to extend water service in the Route 5-Orlando Road areas of Burnsville. The project is progressing according to schedule. Contract 1 is 96 percent complete; and contract 2 is 49 percent complete. Final Performance Report is expected by the end of 2016. May 2017: Final Payment and Final Performance Report submitted.
2015		0 Construction is progressing according to schedule.

U.S. Department of Housing and Urban Development  
 Office of Community Planning and Development  
 Integrated Disbursement and Information System  
 State CDBG Program Activity Summary Report  
 Program Year 2016  
 WEST VIRGINIA

UGLG: WETZEL COUNTY COMMISSION  
 Grant Year: 2014  
 Project: 0012 - Wetzel CC Rush Run  
 IDIS Activity: 4687 - Wetzel CC 13-0006  
 Status: Open \$0.00  
 Location:  
 PO Box 156 New Martinsville, WV 26155-0156

Objective: Create suitable living environments  
 Outcome: Availability/accessibility  
 Matrix Code: Water/Sewer Improvements (03J)  
 National Objective: LMA

Initial Funding Date: 03/18/2014  
 Financing:  
 Funded Amount: \$1,325,000.00  
 Net Drawn: \$1,246,231.28  
 Balance: \$78,768.72

Description:  
 \$0.00

Proposed Accomplishments:  
 People (General) : 81  
 Total Population in Service Area: 360  
 Census Tract Percent Low / Mod: 77.50

Actual Accomplishments:

Number assisted:

	Owner		Renter		Total		Person
	Total	Hispanic	Total	Hispanic	Total	Hispanic	
White:	0	0	0	0	0	0	0
Black/African American:	0	0	0	0	0	0	0
Asian:	0	0	0	0	0	0	0
American Indian/Alaskan Native:	0	0	0	0	0	0	0
Native Hawaiian/Other Pacific Islander:	0	0	0	0	0	0	0
American Indian/Alaskan Native & White:	0	0	0	0	0	0	0
Asian White:	0	0	0	0	0	0	0
Black/African American & White:	0	0	0	0	0	0	0
American Indian/Alaskan Native & Black/African American:	0	0	0	0	0	0	0
Other multi-racial:	0	0	0	0	0	0	0
Asian/Pacific Islander:	0	0	0	0	0	0	0
Hispanic:	0	0	0	0	0	0	0
Total:	0	0	0	0	0	0	0
Female-headed Households:	0		0		0		

Income Category:

	Owner	Renter	Total	Person
Extremely Low	0	0	0	0
Low Mod	0	0	0	0
Moderate	0	0	0	0
Non Low Moderate	0	0	0	0
Total	0	0	0	0
Percent Low/Mod	0.0%	0.0%	0.0%	0.0%

Annual Accomplishments

Accomplishment Narrative

Year # Benefiting

2014 0 2015 August 2016: This project was funded with FY 2014 funds in January 2015. Following a slow start, the Wetzel County Commission has requested Authorization to Bid. Bids were opened in August 2016, with an underrun. The project is expected to proceed to construction and progress efficiently through 2017.  
 12/3/14 - engineer submitted invoices for additional work on the project design and environmental assessment. Permits recieved.

2016 0 June 2016: Project is progressing according to schedule. Original project is essentially complete. WVDO approved Change Order work to extend service to additional households.  
 June 2017: Construction began November 14,2016. Original portion of the contract is essentially complete. Engineering is developing a punch list following inspection. WVDO approved change order work and will begin soon. The attorney is working on easements for the added work.

U.S. Department of Housing and Urban Development  
 Office of Community Planning and Development  
 Integrated Disbursement and Information System  
 State CDBG Program Activity Summary Report  
 Program Year 2016  
 WEST VIRGINIA

UGLG: LEWIS COUNTY  
 Grant Year: 2014  
 Project: 0006 - Lewis CC Northwest Lewis Co Water Line

Objective: Create suitable living environments

IDIS Activity: 4748 - Lewis County Commission  
 Status: Open \$0.00  
 Location:  
 PO Box 466 Weston, WV 26452-0466

Outcome: Availability/accessibility  
 Matrix Code: Water/Sewer Improvements (03J)

National Objective: LMA

Initial Funding Date: 04/08/2015  
 Financing:  
 Funded Amount: \$250,000.00  
 Net Drawn: \$152,300.00  
 Balance: \$97,700.00

Description:  
 This project will extend water service to several areas of Northwest Lewis County.

Proposed Accomplishments:  
 People (General) : 978  
 Total Population in Service Area: 957  
 Census Tract Percent Low / Mod: 54.90

Actual Accomplishments:

Number assisted:

	Owner		Renter		Total		Person
	Total	Hispanic	Total	Hispanic	Total	Hispanic	
White:	0	0	0	0	0	0	0
Black/African American:	0	0	0	0	0	0	0
Asian:	0	0	0	0	0	0	0
American Indian/Alaskan Native:	0	0	0	0	0	0	0
Native Hawaiian/Other Pacific Islander:	0	0	0	0	0	0	0
American Indian/Alaskan Native & White:	0	0	0	0	0	0	0
Asian White:	0	0	0	0	0	0	0
Black/African American & White:	0	0	0	0	0	0	0
American Indian/Alaskan Native & Black/African American:	0	0	0	0	0	0	0
Other multi-racial:	0	0	0	0	0	0	0
Asian/Pacific Islander:	0	0	0	0	0	0	0
Hispanic:	0	0	0	0	0	0	0
Total:	0	0	0	0	0	0	0
Female-headed Households:	0		0		0		

Income Category:

	Owner	Renter	Total	Person
Extremely Low	0	0	0	0
Low Mod	0	0	0	0
Moderate	0	0	0	0
Non Low Moderate	0	0	0	0
Total	0	0	0	0
Percent Low/Mod	0.0%	0.0%	0.0%	0.0%

Annual Accomplishments

Accomplishment Narrative

Year	# Benefiting	Accomplishment Narrative
2016	0	0 August 2016 Preliminary design is complete. Final design is complete. User agreements are underway. The Lewis County Commission is seeking confirmation of all funding sources, which include IJDC and WVAWC. The project team is urged to bid the project by the end of 2016.
2015	0	0 The Lewis County Commission has submitted evidentiary materials to the WVDO. Funds will be used to complete administration and engineering design.

U.S. Department of Housing and Urban Development  
 Office of Community Planning and Development  
 Integrated Disbursement and Information System  
 State CDBG Program Activity Summary Report  
 Program Year 2016  
 WEST VIRGINIA

UGLG: WYOMING COUNTY COMMISSION  
 Grant Year: 2014  
 Project: 0007 - Wyoming CC Bud Alpoca Water

Objective: Create suitable living environments

IDIS Activity: 4749 - Wyoming County Commission  
 Status: Open \$0.00  
 Location: PO Box 376 Pineville, WV 24874-0376

Outcome: Availability/accessibility  
 Matrix Code: Water/Sewer Improvements (03J)

National Objective: LMA

Initial Funding Date: 04/08/2015  
 Financing:  
 Funded Amount: \$1,094,917.00  
 Net Drawn: \$888,698.66  
 Balance: \$206,218.34

Description:  
 This project will be for the water line upgrade and extension to Bud Alpoca System.

Proposed Accomplishments:  
 People (General) : 425  
 Total Population in Service Area: 530  
 Census Tract Percent Low / Mod: 67.90

Actual Accomplishments:

Number assisted:

	Owner		Renter		Total		Person
	Total	Hispanic	Total	Hispanic	Total	Hispanic	
White:	0	0	0	0	0	0	0
Black/African American:	0	0	0	0	0	0	0
Asian:	0	0	0	0	0	0	0
American Indian/Alaskan Native:	0	0	0	0	0	0	0
Native Hawaiian/Other Pacific Islander:	0	0	0	0	0	0	0
American Indian/Alaskan Native & White:	0	0	0	0	0	0	0
Asian White:	0	0	0	0	0	0	0
Black/African American & White:	0	0	0	0	0	0	0
American Indian/Alaskan Native & Black/African American:	0	0	0	0	0	0	0
Other multi-racial:	0	0	0	0	0	0	0
Asian/Pacific Islander:	0	0	0	0	0	0	0
Hispanic:	0	0	0	0	0	0	0
Total:	0	0	0	0	0	0	0
Female-headed Households:	0		0		0		

Income Category:

	Owner	Renter	Total	Person
Extremely Low	0	0	0	0
Low Mod	0	0	0	0
Moderate	0	0	0	0
Non Low Moderate	0	0	0	0
Total	0	0	0	0
Percent Low/Mod	0.0%	0.0%	0.0%	0.0%

Annual Accomplishments

Accomplishment Narrative

Year # Benefiting  
 2016

0 November 2016. The Release of Funds was issued in April 2015. Construction bids were opened in June 2016. A Preconstruction Meeting was held in October 2016. Estimated construction start is November 2016, with an estimated completion date of July 2017. Bid underrun funds will be returned to the CDBG program. IJDC has agreed to fund portions of the project outside of the initial project area, pending the amendment of the environmental review.  
 December 2016 - Started Construction 11/7/2016 and expect to be complete by June 2017.  
 June 2017 - All main lines have been installed. The contractor is working on customer services and testing/disinfection. A final adjusting change order is expected to be submitted for approval.

2015

0 This project was fully funded using FY 2014 funds in January 2015. The project was bid in August 2016. Bids were under budget. The Wyoming County Commission has requested to expand the project area using IJDC funding. This request is pending the IJDC. The initial project is expected to begin construction by the end of 2016, following this delay.

U.S. Department of Housing and Urban Development  
 Office of Community Planning and Development  
 Integrated Disbursement and Information System  
 State CDBG Program Activity Summary Report  
 Program Year 2016  
 WEST VIRGINIA

UGLG: TUCKER COUNTY  
 Grant Year: 2014  
 Project: 0008 - Tucker CC Hamrick PSD Water

Objective: Create suitable living environments

IDIS Activity: 4750 - Tucker County Commission  
 Status: Open \$0.00  
 Location:  
 211 First St Parsons, WV 26287-1366

Outcome: Availability/accessibility  
 Matrix Code: Water/Sewer Improvements (03J)

National Objective: LMA

Initial Funding Date: 04/08/2015  
 Financing:  
 Funded Amount: \$250,000.00  
 Net Drawn: \$250,000.00  
 Balance: \$0.00

Description:  
 This project will upgrade the Hamrick PSD's water distribution system.

Proposed Accomplishments:  
 People (General) : 119  
 Total Population in Service Area: 174  
 Census Tract Percent Low / Mod: 68.30

Actual Accomplishments:

Number assisted:

	Owner		Renter		Total		Person
	Total	Hispanic	Total	Hispanic	Total	Hispanic	
White:	0	0	0	0	0	0	0
Black/African American:	0	0	0	0	0	0	0
Asian:	0	0	0	0	0	0	0
American Indian/Alaskan Native:	0	0	0	0	0	0	0
Native Hawaiian/Other Pacific Islander:	0	0	0	0	0	0	0
American Indian/Alaskan Native & White:	0	0	0	0	0	0	0
Asian White:	0	0	0	0	0	0	0
Black/African American & White:	0	0	0	0	0	0	0
American Indian/Alaskan Native & Black/African American:	0	0	0	0	0	0	0
Other multi-racial:	0	0	0	0	0	0	0
Asian/Pacific Islander:	0	0	0	0	0	0	0
Hispanic:	0	0	0	0	0	0	0
Total:	0	0	0	0	0	0	0
Female-headed Households:	0		0		0		

Income Category:

	Owner	Renter	Total	Person
Extremely Low	0	0	0	0
Low Mod	0	0	0	0
Moderate	0	0	0	0
Non Low Moderate	0	0	0	0
Total	0	0	0	0
Percent Low/Mod	0.0%	0.0%	0.0%	0.0%

Annual Accomplishments

Accomplishment Narrative

Year # Benefiting

2016 0 August 2016 Funds will be used to improve the Hamrick PSD Water System Improvement Project. The project will improve services for 678 existing household customers, and extend service to 40 new household customers. Final design is complete. IJDC funding has been secured. The project team is urged to bid the project by the end of 2016.  
 May 2017: Construction has begun. Contract 1 (Cover Run) is approximately 20% complete. Contract 3 (Breckenridge) is approximately 11 percent complete; Contract 4 (Carl E. Smith Pipeline) is approximately 11 percent complete.

2015 0 The Tucker County Commission has submitted Evidentiary Materials. Funds are being used to complete administration and engineering design for this project.

U.S. Department of Housing and Urban Development  
 Office of Community Planning and Development  
 Integrated Disbursement and Information System  
 State CDBG Program Activity Summary Report  
 Program Year 2016  
 WEST VIRGINIA

UGLG: ROWLESBURG  
 Grant Year: 2014  
 Project: 0009 - Rowlesburg Etam/Macomber Water

Objective: Create suitable living environments

IDIS Activity: 4751 - Rowesburg, Town of  
 Status: Open \$0.00  
 Location:  
 PO Box 458 Rowlesburg, WV 26425-0458

Outcome: Availability/accessibility  
 Matrix Code: Water/Sewer Improvements (03J)

National Objective: LMA

Initial Funding Date: 04/08/2015  
 Financing:  
 Funded Amount: \$1,500,000.00  
 Net Drawn: \$412,675.10  
 Balance: \$1,087,324.90

Description:  
 This project extend water to EtamMacomber areas of Rowlesburg

Proposed Accomplishments:  
 People (General) : 286  
 Total Population in Service Area: 568  
 Census Tract Percent Low / Mod: 51.70

Actual Accomplishments:

Number assisted:

	Owner		Renter		Total		Person
	Total	Hispanic	Total	Hispanic	Total	Hispanic	
White:	0	0	0	0	0	0	0
Black/African American:	0	0	0	0	0	0	0
Asian:	0	0	0	0	0	0	0
American Indian/Alaskan Native:	0	0	0	0	0	0	0
Native Hawaiian/Other Pacific Islander:	0	0	0	0	0	0	0
American Indian/Alaskan Native & White:	0	0	0	0	0	0	0
Asian White:	0	0	0	0	0	0	0
Black/African American & White:	0	0	0	0	0	0	0
American Indian/Alaskan Native & Black/African American:	0	0	0	0	0	0	0
Other multi-racial:	0	0	0	0	0	0	0
Asian/Pacific Islander:	0	0	0	0	0	0	0
Hispanic:	0	0	0	0	0	0	0
Total:	0	0	0	0	0	0	0
Female-headed Households:	0		0		0		

Income Category:

	Owner	Renter	Total	Person
Extremely Low	0	0	0	0
Low Mod	0	0	0	0
Moderate	0	0	0	0
Non Low Moderate	0	0	0	0
Total	0	0	0	0
Percent Low/Mod	0.0%	0.0%	0.0%	0.0%

Annual Accomplishments

Accomplishment Narrative

Year	# Benefiting	Accomplishment Narrative
2015		0 August 2016 The Town of Rowlesburg has submitted evidentiary materials to the WVDO. Funds will be used to complete administration and engineering design and for construction needed to extend water service to the Etam and MacComer areas. Environmental review is complete, land acquisition is underway. IJDC funds have been committed. The project team is urged to bid the project by the October 2016.
2016		0 December 2016 - Property acquisition finalized. Expect to go to bid Spring 2017.

U.S. Department of Housing and Urban Development  
 Office of Community Planning and Development  
 Integrated Disbursement and Information System  
 State CDBG Program Activity Summary Report  
 Program Year 2016  
 WEST VIRGINIA

UGLG: PINE GROVE  
 Grant Year: 2014  
 Project: 0010 - Pine Grove Phase II Sewer

Objective: Create suitable living environments

IDIS Activity: 4752 - Pine Grove, Town of  
 Status: Open \$0.00  
 Location:  
 PO Box 286 Pine Grove, WV 26419-0286

Outcome: Availability/accessibility  
 Matrix Code: Water/Sewer Improvements (03J)

National Objective: LMA

Initial Funding Date: 04/08/2015  
 Financing:  
 Funded Amount: \$1,500,000.00  
 Net Drawn: \$924,072.05  
 Balance: \$575,927.95

Description:  
 This project will be used for Phase II sewer system upgrade project.

Proposed Accomplishments:  
 People (General) : 305  
 Total Population in Service Area: 583  
 Census Tract Percent Low / Mod: 52.30

Actual Accomplishments:

Number assisted:

	Owner		Renter		Total		Person
	Total	Hispanic	Total	Hispanic	Total	Hispanic	
White:	0	0	0	0	0	0	0
Black/African American:	0	0	0	0	0	0	0
Asian:	0	0	0	0	0	0	0
American Indian/Alaskan Native:	0	0	0	0	0	0	0
Native Hawaiian/Other Pacific Islander:	0	0	0	0	0	0	0
American Indian/Alaskan Native & White:	0	0	0	0	0	0	0
Asian White:	0	0	0	0	0	0	0
Black/African American & White:	0	0	0	0	0	0	0
American Indian/Alaskan Native & Black/African American:	0	0	0	0	0	0	0
Other multi-racial:	0	0	0	0	0	0	0
Asian/Pacific Islander:	0	0	0	0	0	0	0
Hispanic:	0	0	0	0	0	0	0
Total:	0	0	0	0	0	0	0
Female-headed Households:	0		0		0		

Income Category:

	Owner	Renter	Total	Person
Extremely Low	0	0	0	0
Low Mod	0	0	0	0
Moderate	0	0	0	0
Non Low Moderate	0	0	0	0
Total	0	0	0	0
Percent Low/Mod	0.0%	0.0%	0.0%	0.0%

Annual Accomplishments

Accomplishment Narrative

Year	# Benefiting	Accomplishment Narrative
2015		0 2015 August 2016: This project was funded with FY 2014 funds in January 2015. The project has encountered delays and is urged to proceed to bid stage by the end of 2016.
2016		0 December 2016 - Project Pre-bid meeting scheduled for 1/4/2017 and Bidding 1/19/2017. May 2017: Bid Opening was held 1/19/2017. Pre-construction conference was held 3/2/2017 and contract documents were signed. Construction began around 3/20/2017 and is approximately 18% complete.

U.S. Department of Housing and Urban Development  
 Office of Community Planning and Development  
 Integrated Disbursement and Information System  
 State CDBG Program Activity Summary Report  
 Program Year 2016  
 WEST VIRGINIA

UGLG: PIEDMONT  
 Grant Year: 2014  
 Project: 0011 - Piedmont Phase II Water

Objective: Create suitable living environments

IDIS Activity: 4753 - Piedmont, City of  
 Status: Open \$0.00  
 Location:  
 52 2nd St Piedmont, WV 26750-1000

Outcome: Availability/accessibility  
 Matrix Code: Water/Sewer Improvements (03J)

National Objective: LMA

Initial Funding Date: 04/08/2015  
 Financing:  
 Funded Amount: \$700,000.00  
 Net Drawn: \$689,038.21  
 Balance: \$10,961.79

Description:  
 This project will be used for Phase II water system upgrade project.

Proposed Accomplishments:  
 People (General) : 315  
 Total Population in Service Area: 1,012  
 Census Tract Percent Low / Mod: 71.50

Actual Accomplishments:

Number assisted:

	Owner		Renter		Total		Person
	Total	Hispanic	Total	Hispanic	Total	Hispanic	
White:	0	0	0	0	0	0	0
Black/African American:	0	0	0	0	0	0	0
Asian:	0	0	0	0	0	0	0
American Indian/Alaskan Native:	0	0	0	0	0	0	0
Native Hawaiian/Other Pacific Islander:	0	0	0	0	0	0	0
American Indian/Alaskan Native & White:	0	0	0	0	0	0	0
Asian White:	0	0	0	0	0	0	0
Black/African American & White:	0	0	0	0	0	0	0
American Indian/Alaskan Native & Black/African American:	0	0	0	0	0	0	0
Other multi-racial:	0	0	0	0	0	0	0
Asian/Pacific Islander:	0	0	0	0	0	0	0
Hispanic:	0	0	0	0	0	0	0
Total:	0	0	0	0	0	0	0
Female-headed Households:	0		0		0		

Income Category:

	Owner	Renter	Total	Person
Extremely Low	0	0	0	0
Low Mod	0	0	0	0
Moderate	0	0	0	0
Non Low Moderate	0	0	0	0
Total	0	0	0	0
Percent Low/Mod	0.0%	0.0%	0.0%	0.0%

Annual Accomplishments

Accomplishment Narrative

Year # Benefiting

2016 0 August 2016 The initial project bid in April 2016 was over budget. Additional funds were obtained and the project was adjusted to reduce costs. The project was rebid in June 2016. Construction is expected to begin in the Fall of 2016.  
 November 2016 Construction on Contract for the water tank is 86 percent complete. Contract 2 is expected to begin in November 2016.  
 December 2016 - one water tank is complete and the 2nd tank is underway.  
 May 2017: Both Contracts are complete pending any change order work requests by the City.

2015 0 Funds will be used to improve the City of Piedmont Sewer System. The city has submitted Evidentiary Materials, and administration and engineering design is underway.



U.S. Department of Housing and Urban Development  
 Office of Community Planning and Development  
 Integrated Disbursement and Information System  
 State CDBG Program Activity Summary Report  
 Program Year 2016  
 WEST VIRGINIA

UGLG: PENDLETON COUNTY COMMISSION  
 Grant Year: 2014  
 Project: 0012 - Pendleton CC Seneca Riverton Water

Objective: Create suitable living environments

IDIS Activity: 4754 - Pendleton County Commission  
 Status: Open \$0.00  
 Location:  
 PO Box 187 Franklin, WV 26807-0187

Outcome: Availability/accessibility  
 Matrix Code: Water/Sewer Improvements (03J)

National Objective: LMA

Initial Funding Date: 04/08/2015  
 Financing:  
 Funded Amount: \$1,500,000.00  
 Net Drawn: \$227,027.72  
 Balance: \$1,272,972.28

Description:  
 This project will be used for the Seneca Riverton water line extension project.

Proposed Accomplishments:  
 People (General) : 749  
 Total Population in Service Area: 240  
 Census Tract Percent Low / Mod: 71.20

Actual Accomplishments:

Number assisted:

	Owner		Renter		Total		Person
	Total	Hispanic	Total	Hispanic	Total	Hispanic	
White:	0	0	0	0	0	0	0
Black/African American:	0	0	0	0	0	0	0
Asian:	0	0	0	0	0	0	0
American Indian/Alaskan Native:	0	0	0	0	0	0	0
Native Hawaiian/Other Pacific Islander:	0	0	0	0	0	0	0
American Indian/Alaskan Native & White:	0	0	0	0	0	0	0
Asian White:	0	0	0	0	0	0	0
Black/African American & White:	0	0	0	0	0	0	0
American Indian/Alaskan Native & Black/African American:	0	0	0	0	0	0	0
Other multi-racial:	0	0	0	0	0	0	0
Asian/Pacific Islander:	0	0	0	0	0	0	0
Hispanic:	0	0	0	0	0	0	0
Total:	0	0	0	0	0	0	0
Female-headed Households:	0		0		0		

Income Category:

	Owner	Renter	Total	Person
Extremely Low	0	0	0	0
Low Mod	0	0	0	0
Moderate	0	0	0	0
Non Low Moderate	0	0	0	0
Total	0	0	0	0
Percent Low/Mod	0.0%	0.0%	0.0%	0.0%

Annual Accomplishments

Accomplishment Narrative

Year # Benefiting

- 2016 0 August 2016 Project is designed and permitted. Easements and acquisitions are at 80 percent. Awaiting Notice of Intent to Bid, expected by the end of September 2016.
- 2015 0 The project is fully funded by CDBG and USDA. Evidentiary Materials have been submitted to the WVDO. Environmental Review is complete. Project is delayed due to issue with NPS permit on forest property.

U.S. Department of Housing and Urban Development  
 Office of Community Planning and Development  
 Integrated Disbursement and Information System  
 State CDBG Program Activity Summary Report  
 Program Year 2016  
 WEST VIRGINIA

UGLG: MERCER COUNTY COMMISSION  
 Grant Year: 2014  
 Project: 0013 - Mercer CC Summers Phase IV-B Elgood

Objective: Create suitable living environments

IDIS Activity: 4755 - Mercer County Commission  
 Status: Open \$0.00  
 Location:  
 1501 Main St Princeton, WV 24740-2600

Outcome: Availability/accessibility  
 Matrix Code: Water/Sewer Improvements (03J)

National Objective: LMA

Initial Funding Date: 04/08/2015  
 Financing:  
 Funded Amount: \$290,497.00  
 Net Drawn: \$290,497.00  
 Balance: \$0.00

Description:  
 This project will be used for the SummersElgood water line extension project.

Proposed Accomplishments:  
 People (General) : 397  
 Total Population in Service Area: 397  
 Census Tract Percent Low / Mod: 71.20

Actual Accomplishments:

Number assisted:

	Owner		Renter		Total		Person
	Total	Hispanic	Total	Hispanic	Total	Hispanic	
White:	0	0	0	0	0	0	0
Black/African American:	0	0	0	0	0	0	0
Asian:	0	0	0	0	0	0	0
American Indian/Alaskan Native:	0	0	0	0	0	0	0
Native Hawaiian/Other Pacific Islander:	0	0	0	0	0	0	0
American Indian/Alaskan Native & White:	0	0	0	0	0	0	0
Asian White:	0	0	0	0	0	0	0
Black/African American & White:	0	0	0	0	0	0	0
American Indian/Alaskan Native & Black/African American:	0	0	0	0	0	0	0
Other multi-racial:	0	0	0	0	0	0	0
Asian/Pacific Islander:	0	0	0	0	0	0	0
Hispanic:	0	0	0	0	0	0	0
Total:	0	0	0	0	0	0	0
Female-headed Households:	0		0		0		

Income Category:

	Owner	Renter	Total	Person
Extremely Low	0	0	0	0
Low Mod	0	0	0	0
Moderate	0	0	0	0
Non Low Moderate	0	0	0	0
Total	0	0	0	0
Percent Low/Mod	0.0%	0.0%	0.0%	0.0%

U.S. Department of Housing and Urban Development  
 Office of Community Planning and Development  
 Integrated Disbursement and Information System  
 State CDBG Program Activity Summary Report  
 Program Year 2016  
 WEST VIRGINIA

Project: 0013 - Mercer CC Summers Phase IV-B Elgood

IDIS Activity: 4755 - Mercer County Commission

Annual Accomplishments	Accomplishment Narrative
Year	# Benefiting
2016	<p>0 November 2016. The Release of Funds was issued in August 2016. Approximately 75 of 89 easements have been obtained, as well as five of six land acquisitions. Appraisals are underway for remaining acquisitions. All permits have been obtained including DOH encroachment permits. The project is currently under review at the WV Public Service Commission regarding the contribution of the WV American Water Company.</p> <p>May 2017: All six lands have been obtained. One condemnation proceeding for Right of Entry remains before Final Title Opinion issued. All permits have been obtained. PSD and WVAW O&amp;M Agreements and awaiting signatures. Bid Opening was held 4/20/2017. Pro Contracting was the low bidder on Contracts 1 &amp; 2; Mid-Atlantic Storage on Contract 3. Updated Schedule B is pending. Loan closing anticipated late June 2017.</p> <p>December 2016 - Final opinion at the PSC and expect answer February 2017. All permits obtained and ready to bid.</p> <p>April 2017 - All six lands have been obtained. Condemnation proceedings in progress for 2 of 3 remaining easements. All permits have been obtained. PSC issued a Final Order on March 23, 2017. PSC ruled WVAW could not deduct meters, telemetry, or engineering from their contribution. PSD and WVAW O&amp;M Agreement is being finalized. Bid opening held 4/20/2017.</p>
2014	<p>0 project complete</p>
2015	<p>0 This project was awarded a Design Grant in FY 2014 funds in January 2015. The project was awarded construction funds in FY 2015 in March 2016. The Environmental Review is pending. The project is fully funded. User agreements are under way and the project is expected to proceed to bid stage by the end of 2016.</p>

U.S. Department of Housing and Urban Development  
 Office of Community Planning and Development  
 Integrated Disbursement and Information System  
 State CDBG Program Activity Summary Report  
 Program Year 2016  
 WEST VIRGINIA

UGLG: MARLINTON  
 Grant Year: 2014  
 Project: 0014 - Marlinton Water System

Objective: Create suitable living environments

IDIS Activity: 4756 - Marlinton, Town of  
 Status: Open \$0.00  
 Location:  
 709 2nd Ave Marlinton, WV 24954-1112

Outcome: Availability/accessibility  
 Matrix Code: Water/Sewer Improvements (03J)

National Objective: LMA

Initial Funding Date: 04/08/2015  
 Financing:  
 Funded Amount: \$500,000.00  
 Net Drawn: \$298,438.65  
 Balance: \$201,561.35

Description:  
 This project will be used for a water system upgrade project for the Town of Marlinton.

Proposed Accomplishments:  
 People (General) : 721  
 Total Population in Service Area: 1,546  
 Census Tract Percent Low / Mod: 57.00

Actual Accomplishments:

Number assisted:

	Owner		Renter		Total		Person
	Total	Hispanic	Total	Hispanic	Total	Hispanic	
White:	0	0	0	0	0	0	0
Black/African American:	0	0	0	0	0	0	0
Asian:	0	0	0	0	0	0	0
American Indian/Alaskan Native:	0	0	0	0	0	0	0
Native Hawaiian/Other Pacific Islander:	0	0	0	0	0	0	0
American Indian/Alaskan Native & White:	0	0	0	0	0	0	0
Asian White:	0	0	0	0	0	0	0
Black/African American & White:	0	0	0	0	0	0	0
American Indian/Alaskan Native & Black/African American:	0	0	0	0	0	0	0
Other multi-racial:	0	0	0	0	0	0	0
Asian/Pacific Islander:	0	0	0	0	0	0	0
Hispanic:	0	0	0	0	0	0	0
Total:	0	0	0	0	0	0	0
Female-headed Households:	0		0		0		

Income Category:

	Owner	Renter	Total	Person
Extremely Low	0	0	0	0
Low Mod	0	0	0	0
Moderate	0	0	0	0
Non Low Moderate	0	0	0	0
Total	0	0	0	0
Percent Low/Mod	0.0%	0.0%	0.0%	0.0%

Annual Accomplishments

Accomplishment Narrative

Year # Benefiting

2016 0 1/20/2017 - Preliminary design is complete and final design is underway and is 50% complete. Spring 2017 project will go to PSC, then to bid. Construction anticipated for Summer 2017.  
 May 2017: Project team conference call held May 8, 2017. Project is currently \$1.5 million short of expected costs. Region IV, Engineer to approach WVUDC regarding additional needed funds.

2015 0 August 2016 The Town of Marlinton has submitted evidentiary materials to the WVDO. Funds will be used to complete administration and engineering design. Design is underway. The project team is urged to bid the project by the end of 2016.

U.S. Department of Housing and Urban Development  
 Office of Community Planning and Development  
 Integrated Disbursement and Information System  
 State CDBG Program Activity Summary Report  
 Program Year 2016  
 WEST VIRGINIA

UGLG: LOGAN COUNTY COMMISSION  
 Grant Year: 2014  
 Project: 0015 - Logan CC Big Harts Phase II

Objective: Create suitable living environments

IDIS Activity: 4757 - Logan County Commission  
 Status: Open \$0.00  
 Location:  
 300 Stratton St Logan, WV 25601-3924

Outcome: Availability/accessibility  
 Matrix Code: Water/Sewer Improvements (03J)

National Objective: LMA

Initial Funding Date: 04/08/2015  
 Financing:  
 Funded Amount: \$200,000.00  
 Net Drawn: \$200,000.00  
 Balance: \$0.00

Description:  
 This project will be used for the Big Harts water line extension project.

Proposed Accomplishments:  
 People (General) : 195  
 Total Population in Service Area: 5,983  
 Census Tract Percent Low / Mod: 51.20

Actual Accomplishments:

Number assisted:

	Owner		Renter		Total		Person
	Total	Hispanic	Total	Hispanic	Total	Hispanic	
White:	0	0	0	0	0	0	0
Black/African American:	0	0	0	0	0	0	0
Asian:	0	0	0	0	0	0	0
American Indian/Alaskan Native:	0	0	0	0	0	0	0
Native Hawaiian/Other Pacific Islander:	0	0	0	0	0	0	0
American Indian/Alaskan Native & White:	0	0	0	0	0	0	0
Asian White:	0	0	0	0	0	0	0
Black/African American & White:	0	0	0	0	0	0	0
American Indian/Alaskan Native & Black/African American:	0	0	0	0	0	0	0
Other multi-racial:	0	0	0	0	0	0	0
Asian/Pacific Islander:	0	0	0	0	0	0	0
Hispanic:	0	0	0	0	0	0	0
Total:	0	0	0	0	0	0	0
Female-headed Households:	0		0		0		

Income Category:

	Owner	Renter	Total	Person
Extremely Low	0	0	0	0
Low Mod	0	0	0	0
Moderate	0	0	0	0
Non Low Moderate	0	0	0	0
Total	0	0	0	0
Percent Low/Mod	0.0%	0.0%	0.0%	0.0%

Annual Accomplishments

Accomplishment Narrative

Year # Benefiting  
 2015

0 2015 August 2016: The project is fully funded by CDBG and USDA-RD. The Logan County Commission received a Design Grant in FY 2014; and has submitted Evidentiary Materials to the WVDO to obtain clearance for Exempt activities. Construction is expected to begin in 2017.

U.S. Department of Housing and Urban Development  
 Office of Community Planning and Development  
 Integrated Disbursement and Information System  
 State CDBG Program Activity Summary Report  
 Program Year 2016  
 WEST VIRGINIA

UGLG: LEWIS COUNTY  
 Grant Year: 2015  
 Project: 0006 - Lewis CC Northwest Lewis Co Water Line

Objective: Create suitable living environments

IDIS Activity: 4748 - Lewis County Commission  
 Status: Open \$0.00  
 Location:  
 PO Box 466 Weston, WV 26452-0466

Outcome: Availability/accessibility  
 Matrix Code: Water/Sewer Improvements (03J)

National Objective: LMA

Initial Funding Date: 04/08/2015  
 Financing:  
 Funded Amount: \$1,250,000.00  
 Net Drawn: \$0.00  
 Balance: \$1,250,000.00

Description:  
 This project will extend water service to several areas of Northwest Lewis County.

Proposed Accomplishments:  
 People (General) : 978  
 Total Population in Service Area: 957  
 Census Tract Percent Low / Mod: 54.90

Actual Accomplishments:

Number assisted:

	Owner		Renter		Total		Person
	Total	Hispanic	Total	Hispanic	Total	Hispanic	
White:	0	0	0	0	0	0	0
Black/African American:	0	0	0	0	0	0	0
Asian:	0	0	0	0	0	0	0
American Indian/Alaskan Native:	0	0	0	0	0	0	0
Native Hawaiian/Other Pacific Islander:	0	0	0	0	0	0	0
American Indian/Alaskan Native & White:	0	0	0	0	0	0	0
Asian White:	0	0	0	0	0	0	0
Black/African American & White:	0	0	0	0	0	0	0
American Indian/Alaskan Native & Black/African American:	0	0	0	0	0	0	0
Other multi-racial:	0	0	0	0	0	0	0
Asian/Pacific Islander:	0	0	0	0	0	0	0
Hispanic:	0	0	0	0	0	0	0
Total:	0	0	0	0	0	0	0
Female-headed Households:	0		0		0		

Income Category:

	Owner	Renter	Total	Person
Extremely Low	0	0	0	0
Low Mod	0	0	0	0
Moderate	0	0	0	0
Non Low Moderate	0	0	0	0
Total	0	0	0	0
Percent Low/Mod	0.0%	0.0%	0.0%	0.0%

Annual Accomplishments

Accomplishment Narrative

Year	# Benefiting	Accomplishment Narrative
2016	0	0 August 2016 Preliminary design is complete. Final design is complete. User agreements are underway. The Lewis County Commission is seeking confirmation of all funding sources, which include IJDC and WVAWC. The project team is urged to bid the project by the end of 2016.
2015	0	0 The Lewis County Commission has submitted evidentiary materials to the WVDO. Funds will be used to complete administration and engineering design.

U.S. Department of Housing and Urban Development  
 Office of Community Planning and Development  
 Integrated Disbursement and Information System  
 State CDBG Program Activity Summary Report  
 Program Year 2016  
 WEST VIRGINIA

UGLG: TUCKER COUNTY  
 Grant Year: 2015  
 Project: 0008 - Tucker CC Hamrick PSD Water

Objective: Create suitable living environments

IDIS Activity: 4750 - Tucker County Commission  
 Status: Open \$0.00  
 Location:  
 211 First St Parsons, WV 26287-1366

Outcome: Availability/accessibility  
 Matrix Code: Water/Sewer Improvements (03J)

National Objective: LMA

Initial Funding Date: 04/08/2015  
 Financing:  
 Funded Amount: \$1,208,135.00  
 Net Drawn: \$705,477.95  
 Balance: \$502,657.05

Description:  
 This project will upgrade the Hamrick PSD's water distribution system.

Proposed Accomplishments:  
 People (General) : 119  
 Total Population in Service Area: 174  
 Census Tract Percent Low / Mod: 68.30

Actual Accomplishments:

Number assisted:

	Owner		Renter		Total		Person
	Total	Hispanic	Total	Hispanic	Total	Hispanic	
White:	0	0	0	0	0	0	0
Black/African American:	0	0	0	0	0	0	0
Asian:	0	0	0	0	0	0	0
American Indian/Alaskan Native:	0	0	0	0	0	0	0
Native Hawaiian/Other Pacific Islander:	0	0	0	0	0	0	0
American Indian/Alaskan Native & White:	0	0	0	0	0	0	0
Asian White:	0	0	0	0	0	0	0
Black/African American & White:	0	0	0	0	0	0	0
American Indian/Alaskan Native & Black/African American:	0	0	0	0	0	0	0
Other multi-racial:	0	0	0	0	0	0	0
Asian/Pacific Islander:	0	0	0	0	0	0	0
Hispanic:	0	0	0	0	0	0	0
Total:	0	0	0	0	0	0	0
Female-headed Households:	0		0		0		

Income Category:

	Owner	Renter	Total	Person
Extremely Low	0	0	0	0
Low Mod	0	0	0	0
Moderate	0	0	0	0
Non Low Moderate	0	0	0	0
Total	0	0	0	0
Percent Low/Mod	0.0%	0.0%	0.0%	0.0%

Annual Accomplishments

Accomplishment Narrative

Year	# Benefiting	Accomplishment Narrative
2016		0 August 2016 Funds will be used to improve the Hamrick PSD Water System Improvement Project. The project will improve services for 678 existing household customers, and extend service to 40 new household customers. Final design is complete. IJDC funding has been secured. The project team is urged to bid the project by the end of 2016. May 2017: Construction has begun. Contract 1 (Cover Run) is approximately 20% complete. Contract 3 (Breckenridge) is approximately 11 percent complete; Contract 4 (Carl E. Smith Pipeline) is approximately 11 percent complete.
2015		0 The Tucker County Commission has submitted Evidentiary Materials. Funds are being used to complete administration and engineering design for this project.

U.S. Department of Housing and Urban Development  
 Office of Community Planning and Development  
 Integrated Disbursement and Information System  
 State CDBG Program Activity Summary Report  
 Program Year 2016  
 WEST VIRGINIA

UGLG: MERCER COUNTY COMMISSION  
 Grant Year: 2015  
 Project: 0013 - Mercer CC Summers Phase IV-B Elgood

Objective: Create suitable living environments

IDIS Activity: 4755 - Mercer County Commission  
 Status: Open \$0.00  
 Location:  
 1501 Main St Princeton, WV 24740-2600

Outcome: Availability/accessibility  
 Matrix Code: Water/Sewer Improvements (03J)

National Objective: LMA

Initial Funding Date: 04/08/2015  
 Financing:  
 Funded Amount: \$1,209,503.00  
 Net Drawn: \$216,763.26  
 Balance: \$992,739.74

Description:  
 This project will be used for the SummersElgood water line extension project.

Proposed Accomplishments:  
 People (General) : 397  
 Total Population in Service Area: 397  
 Census Tract Percent Low / Mod: 71.20

Actual Accomplishments:

Number assisted:

	Owner		Renter		Total		Person
	Total	Hispanic	Total	Hispanic	Total	Hispanic	
White:	0	0	0	0	0	0	0
Black/African American:	0	0	0	0	0	0	0
Asian:	0	0	0	0	0	0	0
American Indian/Alaskan Native:	0	0	0	0	0	0	0
Native Hawaiian/Other Pacific Islander:	0	0	0	0	0	0	0
American Indian/Alaskan Native & White:	0	0	0	0	0	0	0
Asian White:	0	0	0	0	0	0	0
Black/African American & White:	0	0	0	0	0	0	0
American Indian/Alaskan Native & Black/African American:	0	0	0	0	0	0	0
Other multi-racial:	0	0	0	0	0	0	0
Asian/Pacific Islander:	0	0	0	0	0	0	0
Hispanic:	0	0	0	0	0	0	0
Total:	0	0	0	0	0	0	0
Female-headed Households:	0		0		0		

Income Category:

	Owner	Renter	Total	Person
Extremely Low	0	0	0	0
Low Mod	0	0	0	0
Moderate	0	0	0	0
Non Low Moderate	0	0	0	0
Total	0	0	0	0
Percent Low/Mod	0.0%	0.0%	0.0%	0.0%



U.S. Department of Housing and Urban Development  
 Office of Community Planning and Development  
 Integrated Disbursement and Information System  
 State CDBG Program Activity Summary Report  
 Program Year 2016  
 WEST VIRGINIA

Project: 0013 - Mercer CC Summers Phase IV-B Elgood

IDIS Activity: 4755 - Mercer County Commission

Annual Accomplishments	Accomplishment Narrative
Year	# Benefiting
2016	<p>0 November 2016. The Release of Funds was issued in August 2016. Approximately 75 of 89 easements have been obtained, as well as five of six land acquisitions. Appraisals are underway for remaining acquisitions. All permits have been obtained including DOH encroachment permits. The project is currently under review at the WV Public Service Commission regarding the contribution of the WV American Water Company.</p> <p>May 2017: All six lands have been obtained. One condemnation proceeding for Right of Entry remains before Final Title Opinion issued. All permits have been obtained. PSD and WVAW O&amp;M Agreements and awaiting signatures. Bid Opening was held 4/20/2017. Pro Contracting was the low bidder on Contracts 1 &amp; 2; Mid-Atlantic Storage on Contract 3. Updated Schedule B is pending. Loan closing anticipated late June 2017.</p> <p>December 2016 - Final opinion at the PSC and expect answer February 2017. All permits obtained and ready to bid.</p> <p>April 2017 - All six lands have been obtained. Condemnation proceedings in progress for 2 of 3 remaining easements. All permits have been obtained. PSC issued a Final Order on March 23, 2017. PSC ruled WVAW could not deduct meters, telemetry, or engineering from their contribution. PSD and WVAW O&amp;M Agreement is being finalized. Bid opening held 4/20/2017.</p>
2014	0 project complete
2015	0 This project was awarded a Design Grant in FY 2014 funds in January 2015. The project was awarded construction funds in FY 2015 in March 2016. The Environmental Review is pending. The project is fully funded. User agreements are under way and the project is expected to proceed to bid stage by the end of 2016.

U.S. Department of Housing and Urban Development  
 Office of Community Planning and Development  
 Integrated Disbursement and Information System  
 State CDBG Program Activity Summary Report  
 Program Year 2016  
 WEST VIRGINIA

UGLG: MARLINTON  
 Grant Year: 2015  
 Project: 0014 - Marlinton Water System

Objective: Create suitable living environments

IDIS Activity: 4756 - Marlinton, Town of  
 Status: Open \$0.00  
 Location:  
 709 2nd Ave Marlinton, WV 24954-1112

Outcome: Availability/accessibility  
 Matrix Code: Water/Sewer Improvements (03J)

National Objective: LMA

Initial Funding Date: 04/08/2015  
 Financing:  
 Funded Amount: \$1,000,000.00  
 Net Drawn: \$0.00  
 Balance: \$1,000,000.00

Description:  
 This project will be used for a water system upgrade project for the Town of Marlinton.

Proposed Accomplishments:  
 People (General) : 721  
 Total Population in Service Area: 1,546  
 Census Tract Percent Low / Mod: 57.00

Actual Accomplishments:

Number assisted:

	Owner		Renter		Total		Person
	Total	Hispanic	Total	Hispanic	Total	Hispanic	
White:	0	0	0	0	0	0	0
Black/African American:	0	0	0	0	0	0	0
Asian:	0	0	0	0	0	0	0
American Indian/Alaskan Native:	0	0	0	0	0	0	0
Native Hawaiian/Other Pacific Islander:	0	0	0	0	0	0	0
American Indian/Alaskan Native & White:	0	0	0	0	0	0	0
Asian White:	0	0	0	0	0	0	0
Black/African American & White:	0	0	0	0	0	0	0
American Indian/Alaskan Native & Black/African American:	0	0	0	0	0	0	0
Other multi-racial:	0	0	0	0	0	0	0
Asian/Pacific Islander:	0	0	0	0	0	0	0
Hispanic:	0	0	0	0	0	0	0
Total:	0	0	0	0	0	0	0
Female-headed Households:	0		0		0		

Income Category:

	Owner	Renter	Total	Person
Extremely Low	0	0	0	0
Low Mod	0	0	0	0
Moderate	0	0	0	0
Non Low Moderate	0	0	0	0
Total	0	0	0	0
Percent Low/Mod	0.0%	0.0%	0.0%	0.0%

Annual Accomplishments

Accomplishment Narrative

Year # Benefiting

2016 0 1/20/2017 - Preliminary design is complete and final design is underway and is 50% complete. Spring 2017 project will go to PSC, then to bid. Construction anticipated for Summer 2017.  
 May 2017: Project team conference call held May 8, 2017. Project is currently \$1.5 million short of expected costs. Region IV, Engineer to approach WVUDC regarding additional needed funds.

2015 0 August 2016 The Town of Marlinton has submitted evidentiary materials to the WVDO. Funds will be used to complete administration and engineering design. Design is underway. The project team is urged to bid the project by the end of 2016.

U.S. Department of Housing and Urban Development  
 Office of Community Planning and Development  
 Integrated Disbursement and Information System  
 State CDBG Program Activity Summary Report  
 Program Year 2016  
 WEST VIRGINIA

UGLG: LOGAN COUNTY COMMISSION  
 Grant Year: 2015  
 Project: 0015 - Logan CC Big Harts Phase II

Objective: Create suitable living environments

IDIS Activity: 4757 - Logan County Commission  
 Status: Open \$0.00  
 Location:  
 300 Stratton St Logan, WV 25601-3924

Outcome: Availability/accessibility  
 Matrix Code: Water/Sewer Improvements (03J)

National Objective: LMA

Initial Funding Date: 04/08/2015  
 Financing:  
 Funded Amount: \$1,300,000.00  
 Net Drawn: \$124,647.97  
 Balance: \$1,175,352.03

Description:  
 This project will be used for the Big Harts water line extension project.

Proposed Accomplishments:  
 People (General) : 195  
 Total Population in Service Area: 5,983  
 Census Tract Percent Low / Mod: 51.20

Actual Accomplishments:

Number assisted:

	Owner		Renter		Total		Person
	Total	Hispanic	Total	Hispanic	Total	Hispanic	
White:	0	0	0	0	0	0	0
Black/African American:	0	0	0	0	0	0	0
Asian:	0	0	0	0	0	0	0
American Indian/Alaskan Native:	0	0	0	0	0	0	0
Native Hawaiian/Other Pacific Islander:	0	0	0	0	0	0	0
American Indian/Alaskan Native & White:	0	0	0	0	0	0	0
Asian White:	0	0	0	0	0	0	0
Black/African American & White:	0	0	0	0	0	0	0
American Indian/Alaskan Native & Black/African American:	0	0	0	0	0	0	0
Other multi-racial:	0	0	0	0	0	0	0
Asian/Pacific Islander:	0	0	0	0	0	0	0
Hispanic:	0	0	0	0	0	0	0
Total:	0	0	0	0	0	0	0
Female-headed Households:	0		0		0		

Income Category:

	Owner	Renter	Total	Person
Extremely Low	0	0	0	0
Low Mod	0	0	0	0
Moderate	0	0	0	0
Non Low Moderate	0	0	0	0
Total	0	0	0	0
Percent Low/Mod	0.0%	0.0%	0.0%	0.0%

Annual Accomplishments

Accomplishment Narrative

Year # Benefiting  
 2015

0 2015 August 2016: The project is fully funded by CDBG and USDA-RD. The Logan County Commission received a Design Grant in FY 2014; and has submitted Evidentiary Materials to the WVDO to obtain clearance for Exempt activities. Construction is expected to begin in 2017.

U.S. Department of Housing and Urban Development  
 Office of Community Planning and Development  
 Integrated Disbursement and Information System  
 State CDBG Program Activity Summary Report  
 Program Year 2016  
 WEST VIRGINIA

UGLG: MARION COUNTY COMMISSION  
 Grant Year: 2015  
 Project: 0010 - Marion CC Colfax PSD Sewer

Objective: Create suitable living environments

IDIS Activity: 4821 - Marion County Commission-Colfax PSD Sewer  
 Status: Open \$0.00  
 Location:  
 200 Jackson St Fairmont, WV 26554-0163

Outcome: Availability/accessibility  
 Matrix Code: Water/Sewer Improvements (03J)

National Objective: LMA

Initial Funding Date: 05/23/2016  
 Financing:  
 Funded Amount: \$238,694.00  
 Net Drawn: \$67,077.01  
 Balance: \$171,616.99

Description:  
 Colfax PSD Sanitary Sewer Improvements and Upgrade

Proposed Accomplishments:  
 People (General) : 282  
 Total Population in Service Area: 720  
 Census Tract Percent Low / Mod: 52.70

Actual Accomplishments:

Number assisted:

	Owner		Renter		Total		Person
	Total	Hispanic	Total	Hispanic	Total	Hispanic	
White:	0	0	0	0	0	0	0
Black/African American:	0	0	0	0	0	0	0
Asian:	0	0	0	0	0	0	0
American Indian/Alaskan Native:	0	0	0	0	0	0	0
Native Hawaiian/Other Pacific Islander:	0	0	0	0	0	0	0
American Indian/Alaskan Native & White:	0	0	0	0	0	0	0
Asian White:	0	0	0	0	0	0	0
Black/African American & White:	0	0	0	0	0	0	0
American Indian/Alaskan Native & Black/African American:	0	0	0	0	0	0	0
Other multi-racial:	0	0	0	0	0	0	0
Asian/Pacific Islander:	0	0	0	0	0	0	0
Hispanic:	0	0	0	0	0	0	0
Total:	0	0	0	0	0	0	0
Female-headed Households:	0		0		0		

Income Category:

	Owner	Renter	Total	Person
Extremely Low	0	0	0	0
Low Mod	0	0	0	0
Moderate	0	0	0	0
Non Low Moderate	0	0	0	0
Total	0	0	0	0
Percent Low/Mod	0.0%	0.0%	0.0%	0.0%

Annual Accomplishments

Accomplishment Narrative

Year # Benefiting

2016 0 TBD

2015 0 This project was funded with FY 2015 funds in March 2016. The Marion County Commission is in the process of submitting evidentiary materials to the WVDO. As of August 2016, some documents are outstanding. Funds will be used to complete administration and engineering design.

U.S. Department of Housing and Urban Development  
 Office of Community Planning and Development  
 Integrated Disbursement and Information System  
 State CDBG Program Activity Summary Report  
 Program Year 2016  
 WEST VIRGINIA

UGLG: NORTHFORK  
 Grant Year: 2015  
 Project: 0011 - Town of Northfork Northfork-Elkhorn Water Project Phase II Objective: Create suitable living environments

IDIS Activity: 4823 - Town of Northfork-Elkhorn Phase II Water Ext. Outcome: Availability/accessibility  
 Status: Open \$0.00 Matrix Code: Water/Sewer Improvements (03J)  
 Location: , - National Objective: LMA

Initial Funding Date: 05/23/2016 Description: \$0.00  
 Financing: \$0.00  
 Funded Amount: \$200,000.00  
 Net Drawn: \$154,431.71  
 Balance: \$45,568.29

Proposed Accomplishments:  
 People (General) : 580  
 Total Population in Service Area: 580  
 Census Tract Percent Low / Mod: 62.90

Actual Accomplishments:

Number assisted:

	Owner		Renter		Total		Person
	Total	Hispanic	Total	Hispanic	Total	Hispanic	
White:	0	0	0	0	0	0	0
Black/African American:	0	0	0	0	0	0	0
Asian:	0	0	0	0	0	0	0
American Indian/Alaskan Native:	0	0	0	0	0	0	0
Native Hawaiian/Other Pacific Islander:	0	0	0	0	0	0	0
American Indian/Alaskan Native & White:	0	0	0	0	0	0	0
Asian White:	0	0	0	0	0	0	0
Black/African American & White:	0	0	0	0	0	0	0
American Indian/Alaskan Native & Black/African American:	0	0	0	0	0	0	0
Other multi-racial:	0	0	0	0	0	0	0
Asian/Pacific Islander:	0	0	0	0	0	0	0
Hispanic:	0	0	0	0	0	0	0
Total:	0	0	0	0	0	0	0
Female-headed Households:	0		0		0		

Income Category:

	Owner	Renter	Total	Person
Extremely Low	0	0	0	0
Low Mod	0	0	0	0
Moderate	0	0	0	0
Non Low Moderate	0	0	0	0
Total	0	0	0	0
Percent Low/Mod	0.0%	0.0%	0.0%	0.0%

Annual Accomplishments

Accomplishment Narrative

Year	# Benefiting	Accomplishment Narrative
2016		0 December 2016 - Final Design is progressing on the project.
2015		0 This project was awarded a Design Grant using FY 2015 funds in March 2016. The Town of Northfork is seeking additional funding through the USDA-RD for the Phase II Elkhorn Project. Phase I was completed in 2015. The Town is submitting Evidentiary Materials to the WVDO. A request for payment is expected in September 2016.

U.S. Department of Housing and Urban Development  
 Office of Community Planning and Development  
 Integrated Disbursement and Information System  
 State CDBG Program Activity Summary Report  
 Program Year 2016  
 WEST VIRGINIA

UGLG: RICHWOOD  
 Grant Year: 2015  
 Project: 0012 - City of Richwood Hinkle Mountain/Laurel Creek Water Expansion Objective: Create suitable living environments

IDIS Activity: 4824 - City of Richwood-Hinkle Mountain Laurel Water Ext. Outcome: Availability/accessibility  
 Status: Open \$0.00 Matrix Code: Water/Sewer Improvements (03J)  
 Location: , - National Objective: LMA

Initial Funding Date: 05/23/2016 Description:  
 Financing: Hinkle MountainLaurel Creek Water Expansion  
 Funded Amount: \$200,000.00  
 Net Drawn: \$177,892.43  
 Balance: \$22,107.57

Proposed Accomplishments:  
 People (General) : 151  
 Total Population in Service Area: 1,190  
 Census Tract Percent Low / Mod: 63.40

Actual Accomplishments:

Number assisted:

	Owner		Renter		Total		Person
	Total	Hispanic	Total	Hispanic	Total	Hispanic	
White:	0	0	0	0	0	0	0
Black/African American:	0	0	0	0	0	0	0
Asian:	0	0	0	0	0	0	0
American Indian/Alaskan Native:	0	0	0	0	0	0	0
Native Hawaiian/Other Pacific Islander:	0	0	0	0	0	0	0
American Indian/Alaskan Native & White:	0	0	0	0	0	0	0
Asian White:	0	0	0	0	0	0	0
Black/African American & White:	0	0	0	0	0	0	0
American Indian/Alaskan Native & Black/African American:	0	0	0	0	0	0	0
Other multi-racial:	0	0	0	0	0	0	0
Asian/Pacific Islander:	0	0	0	0	0	0	0
Hispanic:	0	0	0	0	0	0	0
Total:	0	0	0	0	0	0	0
Female-headed Households:	0		0		0		

Income Category:

	Owner	Renter	Total	Person
Extremely Low	0	0	0	0
Low Mod	0	0	0	0
Moderate	0	0	0	0
Non Low Moderate	0	0	0	0
Total	0	0	0	0
Percent Low/Mod	0.0%	0.0%	0.0%	0.0%

Annual Accomplishments

Accomplishment Narrative

Year	# Benefiting	Accomplishment Narrative
2016		0 December 2016 - Engineering working on final design, reviewing field comments and obtaining prices from suppliers. Obtaining necessary permits and legal work. Phase I report dated 12-1-2016 and submitted to WV SHPO. May 2017: Work continues on project design. Project accountant is working with the City to facilitate information necessary to complete Rule 42, which will allow for submission of the RUS application. Engineering consultant is in early phases of securing necessary permits and conducting environmental review.
2015		0 This project was funded with FY 2015 funds in March 2016. The City of Richwood has submitted evidentiary materials to the WVDO. Funds will be used to complete administration and engineering design. Design is underway.

U.S. Department of Housing and Urban Development  
 Office of Community Planning and Development  
 Integrated Disbursement and Information System  
 State CDBG Program Activity Summary Report  
 Program Year 2016  
 WEST VIRGINIA

UGLG: PAW PAW  
 Grant Year: 2015  
 Project: 0013 - Town of Paw Paw Water Line Rehabilitation Project Objective: Create suitable living environments

IDIS Activity: 4825 - Town of Paw Paw Municipal Water System Outcome: Availability/accessibility  
 Status: Open \$0.00 Matrix Code: Water/Sewer Improvements (03J)  
 Location: , - National Objective: LMA

Initial Funding Date: 05/23/2016 Description:  
 Financing: Water Line Rehabilitation Project  
 Funded Amount: \$1,500,000.00  
 Net Drawn: \$124,149.91  
 Balance: \$1,375,850.09

Proposed Accomplishments:  
 People (General) : 624  
 Total Population in Service Area: 400  
 Census Tract Percent Low / Mod: 90.00

Actual Accomplishments:

Number assisted:

	Owner		Renter		Total		Person
	Total	Hispanic	Total	Hispanic	Total	Hispanic	
White:	0	0	0	0	0	0	0
Black/African American:	0	0	0	0	0	0	0
Asian:	0	0	0	0	0	0	0
American Indian/Alaskan Native:	0	0	0	0	0	0	0
Native Hawaiian/Other Pacific Islander:	0	0	0	0	0	0	0
American Indian/Alaskan Native & White:	0	0	0	0	0	0	0
Asian White:	0	0	0	0	0	0	0
Black/African American & White:	0	0	0	0	0	0	0
American Indian/Alaskan Native & Black/African American:	0	0	0	0	0	0	0
Other multi-racial:	0	0	0	0	0	0	0
Asian/Pacific Islander:	0	0	0	0	0	0	0
Hispanic:	0	0	0	0	0	0	0
Total:	0	0	0	0	0	0	0
Female-headed Households:	0		0		0		

Income Category:

	Owner	Renter	Total	Person
Extremely Low	0	0	0	0
Low Mod	0	0	0	0
Moderate	0	0	0	0
Non Low Moderate	0	0	0	0
Total	0	0	0	0
Percent Low/Mod	0.0%	0.0%	0.0%	0.0%

Annual Accomplishments

Accomplishment Narrative

Year	# Benefiting	Accomplishment Narrative
2015	0	This project was funded with FY 2015 funds in March 2016. The Town of Paw Paw has submitted Evidentiary Materials and has received environmental clearance to begin exempt activities. Design is underway. A request for payment is expected in September 2016.
2016	0	Thrasher has completed design. Steptoe and Johnson is PSC Council; Griffith and Associates to provide accounting services. Project to bid August 2017.

U.S. Department of Housing and Urban Development  
 Office of Community Planning and Development  
 Integrated Disbursement and Information System  
 State CDBG Program Activity Summary Report  
 Program Year 2016  
 WEST VIRGINIA

UGLG: PENNSBORO  
 Grant Year: 2015  
 Project: 0014 - City of Pennsboro Water Treatment Plant Improvements - Phase II Objective: Create suitable living environments

IDIS Activity: 4826 - City of Pennsboro Sewer System Upgrade Outcome: Availability/accessibility  
 Status: Open \$0.00 Matrix Code: Water/Sewer Improvements (03J)  
 Location: , - National Objective: LMA

Initial Funding Date: 05/23/2016  
 Financing:  
 Funded Amount: \$1,500,000.00  
 Net Drawn: \$554,310.72  
 Balance: \$945,689.28

Description:  
 Water Treatment Plant Improvements - Phase II

Proposed Accomplishments:  
 People (General) : 1,400  
 Total Population in Service Area: 2,335  
 Census Tract Percent Low / Mod: 51.10

Actual Accomplishments:

Number assisted:

	Owner		Renter		Total		Person
	Total	Hispanic	Total	Hispanic	Total	Hispanic	
White:	0	0	0	0	0	0	0
Black/African American:	0	0	0	0	0	0	0
Asian:	0	0	0	0	0	0	0
American Indian/Alaskan Native:	0	0	0	0	0	0	0
Native Hawaiian/Other Pacific Islander:	0	0	0	0	0	0	0
American Indian/Alaskan Native & White:	0	0	0	0	0	0	0
Asian White:	0	0	0	0	0	0	0
Black/African American & White:	0	0	0	0	0	0	0
American Indian/Alaskan Native & Black/African American:	0	0	0	0	0	0	0
Other multi-racial:	0	0	0	0	0	0	0
Asian/Pacific Islander:	0	0	0	0	0	0	0
Hispanic:	0	0	0	0	0	0	0
Total:	0	0	0	0	0	0	0
Female-headed Households:	0		0		0		

Income Category:

	Owner	Renter	Total	Person
Extremely Low	0	0	0	0
Low Mod	0	0	0	0
Moderate	0	0	0	0
Non Low Moderate	0	0	0	0
Total	0	0	0	0
Percent Low/Mod	0.0%	0.0%	0.0%	0.0%

Annual Accomplishments

Accomplishment Narrative

Year	# Benefiting	Accomplishment Narrative
2015		0 2015 August 2016: The project was funded by CDBG in March 2016. The City of Pennsboro is submitting Evidentiary Materials to the WVDO to obtain clearance for Exempt activities. This is the third and final phase of the city's sewer system upgrade project.
2016		0 May 2017: Bid opening held 2/7/2017. Seven bids received. Contract being awarded to G. M. McCrossin. SAM.gov check completed on 2/24/2017 with no issues found. Pre-Construction conference is now scheduled for May 10, 2017.



U.S. Department of Housing and Urban Development  
 Office of Community Planning and Development  
 Integrated Disbursement and Information System  
 State CDBG Program Activity Summary Report  
 Program Year 2016  
 WEST VIRGINIA

UGLG: LINCOLN COUNTY COMMISSION  
 Grant Year: 2015  
 Project: 0015 - Lincoln County Commission Lower Mud River Water Extension Objective: Create suitable living environments  
 IDIS Activity: 4827 - Lincoln County Commission Lower Mud River Water Ext. Outcome: Availability/accessibility  
 Status: Open \$0.00 Matrix Code: Water/Sewer Improvements (03J)  
 Location: , - National Objective: LMA

Initial Funding Date: 05/23/2016 Description:  
 Financing: Lower Mud River Water Extension  
 Funded Amount: \$1,500,000.00  
 Net Drawn: \$124,294.65  
 Balance: \$1,375,705.35

Proposed Accomplishments:  
 People (General) : 370  
 Total Population in Service Area: 1,030  
 Census Tract Percent Low / Mod: 59.20

Actual Accomplishments:

Number assisted:

	Owner		Renter		Total		Person
	Total	Hispanic	Total	Hispanic	Total	Hispanic	
White:	0	0	0	0	0	0	0
Black/African American:	0	0	0	0	0	0	0
Asian:	0	0	0	0	0	0	0
American Indian/Alaskan Native:	0	0	0	0	0	0	0
Native Hawaiian/Other Pacific Islander:	0	0	0	0	0	0	0
American Indian/Alaskan Native & White:	0	0	0	0	0	0	0
Asian White:	0	0	0	0	0	0	0
Black/African American & White:	0	0	0	0	0	0	0
American Indian/Alaskan Native & Black/African American:	0	0	0	0	0	0	0
Other multi-racial:	0	0	0	0	0	0	0
Asian/Pacific Islander:	0	0	0	0	0	0	0
Hispanic:	0	0	0	0	0	0	0
Total:	0	0	0	0	0	0	0
Female-headed Households:	0		0		0		

Income Category:

	Owner	Renter	Total	Person
Extremely Low	0	0	0	0
Low Mod	0	0	0	0
Moderate	0	0	0	0
Non Low Moderate	0	0	0	0
Total	0	0	0	0
Percent Low/Mod	0.0%	0.0%	0.0%	0.0%

Annual Accomplishments

Accomplishment Narrative

Year	# Benefiting	Accomplishment Narrative
2015		0 2015 August 2016: The project is fully funded by CDBG and USDA-RD. The Lincoln County Commission is submitting Evidentiary Materials to the WVDO to obtain clearance for Exempt activities. Construction is expected to begin in 2017.
2016		0 Design is complete. Easement acquisition is underway. PSC filing is underway. Project expected to be bid in May/June 2017. WVDO is working with HUD to obtain a waiver related to the Floodway Environmental requirements.

U.S. Department of Housing and Urban Development  
 Office of Community Planning and Development  
 Integrated Disbursement and Information System  
 State CDBG Program Activity Summary Report  
 Program Year 2016  
 WEST VIRGINIA

UGLG: JACKSON COUNTY COMMISSION  
 Grant Year: 2015  
 Project: 0016 - Jackson County Commission Trace Fork Water Extension Objective: Create suitable living environments  
 IDIS Activity: 4828 - Jackson County Commission-Trace Fork Water Extension Outcome: Availability/accessibility  
 Status: Open \$0.00 Matrix Code: Water/Sewer Improvements (03J)  
 Location: , - National Objective: LMA

Initial Funding Date: 09/08/2016 Description:  
 Financing: Trace Fork Water Extension  
 Funded Amount: \$704,000.00  
 Net Drawn: \$399,261.25  
 Balance: \$304,738.75

Proposed Accomplishments:  
 People (General) : 172  
 Total Population in Service Area: 750  
 Census Tract Percent Low / Mod: 51.30

Actual Accomplishments:

Number assisted:

	Owner		Renter		Total		Person
	Total	Hispanic	Total	Hispanic	Total	Hispanic	
White:	0	0	0	0	0	0	0
Black/African American:	0	0	0	0	0	0	0
Asian:	0	0	0	0	0	0	0
American Indian/Alaskan Native:	0	0	0	0	0	0	0
Native Hawaiian/Other Pacific Islander:	0	0	0	0	0	0	0
American Indian/Alaskan Native & White:	0	0	0	0	0	0	0
Asian White:	0	0	0	0	0	0	0
Black/African American & White:	0	0	0	0	0	0	0
American Indian/Alaskan Native & Black/African American:	0	0	0	0	0	0	0
Other multi-racial:	0	0	0	0	0	0	0
Asian/Pacific Islander:	0	0	0	0	0	0	0
Hispanic:	0	0	0	0	0	0	0
Total:	0	0	0	0	0	0	0
Female-headed Households:	0		0		0		

Income Category:

	Owner	Renter	Total	Person
Extremely Low	0	0	0	0
Low Mod	0	0	0	0
Moderate	0	0	0	0
Non Low Moderate	0	0	0	0
Total	0	0	0	0
Percent Low/Mod	0.0%	0.0%	0.0%	0.0%

Annual Accomplishments

Accomplishment Narrative

Year # Benefiting  
 2015

0 2015 August 2016: This project was funded with FY 2015 funds in March 2016. The Jackson County Commission is submitting Evidentiary Materials to the WVDO. The WVDO has accepted the level of environmental review for exempt activities. There are no draws as of August 2016. The project is expected to move efficiently pending authority to use grant funds and authorization to bid.

U.S. Department of Housing and Urban Development  
 Office of Community Planning and Development  
 Integrated Disbursement and Information System  
 State CDBG Program Activity Summary Report  
 Program Year 2016  
 WEST VIRGINIA

UGLG: Greenbrier County Commission  
 Grant Year: 2015  
 Project: 0017 - Greenbrier County Commission Sam Black Church  
 Objective: Create suitable living environments

IDIS Activity: 4829 - Greenbrier County Commission-Sam Black Church Water Ext.  
 Status: Open \$0.00  
 Location: , -  
 Outcome: Availability/accessibility  
 Matrix Code: Water/Sewer Improvements (03J)  
 National Objective: LMA

Initial Funding Date: 05/25/2016  
 Financing: \$0.00  
 Description: \$0.00  
 Funded Amount: \$200,000.00  
 Net Drawn: \$155,000.00  
 Balance: \$45,000.00

Proposed Accomplishments:  
 People (General) : 900  
 Total Population in Service Area: 2,000  
 Census Tract Percent Low / Mod: 51.00

Actual Accomplishments:

Number assisted:

	Owner		Renter		Total		Person
	Total	Hispanic	Total	Hispanic	Total	Hispanic	
White:	0	0	0	0	0	0	0
Black/African American:	0	0	0	0	0	0	0
Asian:	0	0	0	0	0	0	0
American Indian/Alaskan Native:	0	0	0	0	0	0	0
Native Hawaiian/Other Pacific Islander:	0	0	0	0	0	0	0
American Indian/Alaskan Native & White:	0	0	0	0	0	0	0
Asian White:	0	0	0	0	0	0	0
Black/African American & White:	0	0	0	0	0	0	0
American Indian/Alaskan Native & Black/African American:	0	0	0	0	0	0	0
Other multi-racial:	0	0	0	0	0	0	0
Asian/Pacific Islander:	0	0	0	0	0	0	0
Hispanic:	0	0	0	0	0	0	0
Total:	0	0	0	0	0	0	0
Female-headed Households:	0		0		0		

Income Category:

	Owner	Renter	Total	Person
Extremely Low	0	0	0	0
Low Mod	0	0	0	0
Moderate	0	0	0	0
Non Low Moderate	0	0	0	0
Total	0	0	0	0
Percent Low/Mod	0.0%	0.0%	0.0%	0.0%

Annual Accomplishments

Accomplishment Narrative

Year # Benefiting  
 2015

0 August 2016 The Greenbrier County Commission has submitted evidentiary materials to the WVDO. Funds will be used to complete administration and engineering design.

U.S. Department of Housing and Urban Development  
 Office of Community Planning and Development  
 Integrated Disbursement and Information System  
 State CDBG Program Activity Summary Report  
 Program Year 2016  
 WEST VIRGINIA

UGLG: MARION COUNTY COMMISSION  
 Grant Year: 2016  
 Project: 0010 - Marion CC Colfax PSD Sewer

Objective: Create suitable living environments

IDIS Activity: 4821 - Marion County Commission-Colfax PSD Sewer  
 Status: Open \$0.00  
 Location:  
 200 Jackson St Fairmont, WV 26554-0163

Outcome: Availability/accessibility  
 Matrix Code: Water/Sewer Improvements (03J)

National Objective: LMA

Initial Funding Date: 05/23/2016  
 Financing:  
 Funded Amount: \$1,261,306.00  
 Net Drawn: \$0.00  
 Balance: \$1,261,306.00

Description:  
 Colfax PSD Sanitary Sewer Improvements and Upgrade

Proposed Accomplishments:  
 People (General) : 282  
 Total Population in Service Area: 720  
 Census Tract Percent Low / Mod: 52.70

Actual Accomplishments:

Number assisted:

	Owner		Renter		Total		Person
	Total	Hispanic	Total	Hispanic	Total	Hispanic	
White:	0	0	0	0	0	0	0
Black/African American:	0	0	0	0	0	0	0
Asian:	0	0	0	0	0	0	0
American Indian/Alaskan Native:	0	0	0	0	0	0	0
Native Hawaiian/Other Pacific Islander:	0	0	0	0	0	0	0
American Indian/Alaskan Native & White:	0	0	0	0	0	0	0
Asian White:	0	0	0	0	0	0	0
Black/African American & White:	0	0	0	0	0	0	0
American Indian/Alaskan Native & Black/African American:	0	0	0	0	0	0	0
Other multi-racial:	0	0	0	0	0	0	0
Asian/Pacific Islander:	0	0	0	0	0	0	0
Hispanic:	0	0	0	0	0	0	0
Total:	0	0	0	0	0	0	0
Female-headed Households:	0		0		0		

Income Category:

	Owner	Renter	Total	Person
Extremely Low	0	0	0	0
Low Mod	0	0	0	0
Moderate	0	0	0	0
Non Low Moderate	0	0	0	0
Total	0	0	0	0
Percent Low/Mod	0.0%	0.0%	0.0%	0.0%

Annual Accomplishments

Accomplishment Narrative

Year # Benefiting

2016 0 TBD

2015 0 This project was funded with FY 2015 funds in March 2016. The Marion County Commission is in the process of submitting evidentiary materials to the WVDO. As of August 2016, some documents are outstanding. Funds will be used to complete administration and engineering design.

U.S. Department of Housing and Urban Development  
 Office of Community Planning and Development  
 Integrated Disbursement and Information System  
 State CDBG Program Activity Summary Report  
 Program Year 2016  
 WEST VIRGINIA

UGLG: RICHWOOD  
 Grant Year: 2016  
 Project: 0012 - City of Richwood Hinkle Mountain/Laurel Creek Water Expansion Objective: Create suitable living environments

IDIS Activity: 4824 - City of Richwood-Hinkle Mountain Laurel Water Ext. Outcome: Availability/accessibility  
 Status: Open \$0.00 Matrix Code: Water/Sewer Improvements (03J)  
 Location: , - National Objective: LMA

Initial Funding Date: 05/23/2016 Description:  
 Financing: Hinkle MountainLaurel Creek Water Expansion  
 Funded Amount: \$1,300,000.00  
 Net Drawn: \$0.00  
 Balance: \$1,300,000.00

Proposed Accomplishments:  
 People (General) : 151  
 Total Population in Service Area: 1,190  
 Census Tract Percent Low / Mod: 63.40

Actual Accomplishments:

Number assisted:

	Owner		Renter		Total		Person
	Total	Hispanic	Total	Hispanic	Total	Hispanic	
White:	0	0	0	0	0	0	0
Black/African American:	0	0	0	0	0	0	0
Asian:	0	0	0	0	0	0	0
American Indian/Alaskan Native:	0	0	0	0	0	0	0
Native Hawaiian/Other Pacific Islander:	0	0	0	0	0	0	0
American Indian/Alaskan Native & White:	0	0	0	0	0	0	0
Asian White:	0	0	0	0	0	0	0
Black/African American & White:	0	0	0	0	0	0	0
American Indian/Alaskan Native & Black/African American:	0	0	0	0	0	0	0
Other multi-racial:	0	0	0	0	0	0	0
Asian/Pacific Islander:	0	0	0	0	0	0	0
Hispanic:	0	0	0	0	0	0	0
Total:	0	0	0	0	0	0	0
Female-headed Households:	0		0		0		

Income Category:

	Owner	Renter	Total	Person
Extremely Low	0	0	0	0
Low Mod	0	0	0	0
Moderate	0	0	0	0
Non Low Moderate	0	0	0	0
Total	0	0	0	0
Percent Low/Mod	0.0%	0.0%	0.0%	0.0%

Annual Accomplishments

Accomplishment Narrative

Year	# Benefiting	Accomplishment Narrative
2016		0 December 2016 - Engineering working on final design, reviewing field comments and obtaining prices from suppliers. Obtaining necessary permits and legal work. Phase I report dated 12-1-2016 and submitted to WV SHPO. May 2017: Work continues on project design. Project accountant is working with the City to facilitate information necessary to complete Rule 42, which will allow for submission of the RUS application. Engineering consultant is in early phases of securing necessary permits and conducting environmental review.
2015		0 This project was funded with FY 2015 funds in March 2016. The City of Richwood has submitted evidentiary materials to the WVDO. Funds will be used to complete administration and engineering design. Design is underway.

U.S. Department of Housing and Urban Development  
 Office of Community Planning and Development  
 Integrated Disbursement and Information System  
 State CDBG Program Activity Summary Report  
 Program Year 2016  
 WEST VIRGINIA

UGLG: Greenbrier County Commission  
 Grant Year: 2016  
 Project: 0017 - Greenbrier County Commission Sam Black Church  
 Objective: Create suitable living environments

IDIS Activity: 4829 - Greenbrier County Commission-Sam Black Church Water Ext.  
 Status: Open \$0.00  
 Location: , -  
 Outcome: Availability/accessibility  
 Matrix Code: Water/Sewer Improvements (03J)  
 National Objective: LMA

Initial Funding Date: 05/25/2016  
 Financing: \$0.00  
 Funded Amount: \$1,300,000.00  
 Net Drawn: \$0.00  
 Balance: \$1,300,000.00  
 Description: \$0.00

Proposed Accomplishments:  
 People (General) : 900  
 Total Population in Service Area: 2,000  
 Census Tract Percent Low / Mod: 51.00

Actual Accomplishments:

Number assisted:

	Owner		Renter		Total		Person
	Total	Hispanic	Total	Hispanic	Total	Hispanic	
White:	0	0	0	0	0	0	0
Black/African American:	0	0	0	0	0	0	0
Asian:	0	0	0	0	0	0	0
American Indian/Alaskan Native:	0	0	0	0	0	0	0
Native Hawaiian/Other Pacific Islander:	0	0	0	0	0	0	0
American Indian/Alaskan Native & White:	0	0	0	0	0	0	0
Asian White:	0	0	0	0	0	0	0
Black/African American & White:	0	0	0	0	0	0	0
American Indian/Alaskan Native & Black/African American:	0	0	0	0	0	0	0
Other multi-racial:	0	0	0	0	0	0	0
Asian/Pacific Islander:	0	0	0	0	0	0	0
Hispanic:	0	0	0	0	0	0	0
Total:	0	0	0	0	0	0	0
Female-headed Households:	0		0		0		

Income Category:

	Owner	Renter	Total	Person
Extremely Low	0	0	0	0
Low Mod	0	0	0	0
Moderate	0	0	0	0
Non Low Moderate	0	0	0	0
Total	0	0	0	0
Percent Low/Mod	0.0%	0.0%	0.0%	0.0%

Annual Accomplishments

Accomplishment Narrative

Year # Benefiting  
 2015

0 August 2016 The Greenbrier County Commission has submitted evidentiary materials to the WVDO. Funds will be used to complete administration and engineering design.

U.S. Department of Housing and Urban Development  
 Office of Community Planning and Development  
 Integrated Disbursement and Information System  
 State CDBG Program Activity Summary Report  
 Program Year 2016  
 WEST VIRGINIA

UGLG: Town of Pax  
 Grant Year: 2016  
 Project: 0010 - Town of Pax

Objective: Create suitable living environments

IDIS Activity: 4872 - Town of Pax Willis Branch Sewer Plant/Extension Project  
 Status: Open \$0.00  
 Location: , -

Outcome: Availability/accessibility  
 Matrix Code: Water/Sewer Improvements (03J)

National Objective: LMA

Initial Funding Date: 04/06/2017  
 Financing:  
 Funded Amount: \$200,000.00  
 Net Drawn: \$0.00  
 Balance: \$200,000.00

Description:  
 \$0.00

Proposed Accomplishments:  
 People (General) : 52  
 Total Population in Service Area: 113  
 Census Tract Percent Low / Mod: 60.10

Actual Accomplishments:

Number assisted:

	Owner		Renter		Total		Person
	Total	Hispanic	Total	Hispanic	Total	Hispanic	
White:	0	0	0	0	0	0	0
Black/African American:	0	0	0	0	0	0	0
Asian:	0	0	0	0	0	0	0
American Indian/Alaskan Native:	0	0	0	0	0	0	0
Native Hawaiian/Other Pacific Islander:	0	0	0	0	0	0	0
American Indian/Alaskan Native & White:	0	0	0	0	0	0	0
Asian White:	0	0	0	0	0	0	0
Black/African American & White:	0	0	0	0	0	0	0
American Indian/Alaskan Native & Black/African American:	0	0	0	0	0	0	0
Other multi-racial:	0	0	0	0	0	0	0
Asian/Pacific Islander:	0	0	0	0	0	0	0
Hispanic:	0	0	0	0	0	0	0
Total:	0	0	0	0	0	0	0
Female-headed Households:	0		0		0		

Income Category:

	Owner	Renter	Total	Person
Extremely Low	0	0	0	0
Low Mod	0	0	0	0
Moderate	0	0	0	0
Non Low Moderate	0	0	0	0
Total	0	0	0	0
Percent Low/Mod	0.0%	0.0%	0.0%	0.0%

Annual Accomplishments      Accomplishment Narrative  
 Year      # Benefiting

U.S. Department of Housing and Urban Development  
 Office of Community Planning and Development  
 Integrated Disbursement and Information System  
 State CDBG Program Activity Summary Report  
 Program Year 2016  
 WEST VIRGINIA

UGLG: UPSHUR COUNTY COMMISSION  
 Grant Year: 2016  
 Project: 0016 - Upshur County Commission-Elkins Road PSD Objective: Create suitable living environments

IDIS Activity: 4877 - Upshur County Commission Elkins Road PSD, Phase III Water Outcome: Availability/accessibility  
 Status: Open \$0.00 Matrix Code: Water/Sewer Improvements (03J)  
 Location: RR 2 Box 105 Buckhannon, WV 26201-9509 National Objective: LMA

Initial Funding Date: 03/29/2017  
 Financing:  
 Funded Amount: \$283,434.00  
 Net Drawn: \$30,588.24  
 Balance: \$252,845.76

Description:  
 Elkins Road PSD, Phase III Water System Improvements - This project will extend services to approximately 82 unserved households by upgrading two water tanks and replacement of deteriorated water lines

Proposed Accomplishments:  
 People (General) : 76  
 Total Population in Service Area: 152  
 Census Tract Percent Low / Mod: 65.70

Actual Accomplishments:

Number assisted:

	Owner		Renter		Total		Person
	Total	Hispanic	Total	Hispanic	Total	Hispanic	
White:	0	0	0	0	0	0	0
Black/African American:	0	0	0	0	0	0	0
Asian:	0	0	0	0	0	0	0
American Indian/Alaskan Native:	0	0	0	0	0	0	0
Native Hawaiian/Other Pacific Islander:	0	0	0	0	0	0	0
American Indian/Alaskan Native & White:	0	0	0	0	0	0	0
Asian White:	0	0	0	0	0	0	0
Black/African American & White:	0	0	0	0	0	0	0
American Indian/Alaskan Native & Black/African American:	0	0	0	0	0	0	0
Other multi-racial:	0	0	0	0	0	0	0
Asian/Pacific Islander:	0	0	0	0	0	0	0
Hispanic:	0	0	0	0	0	0	0
Total:	0	0	0	0	0	0	0
Female-headed Households:	0		0		0		

Income Category:

	Owner	Renter	Total	Person
Extremely Low	0	0	0	0
Low Mod	0	0	0	0
Moderate	0	0	0	0
Non Low Moderate	0	0	0	0
Total	0	0	0	0
Percent Low/Mod	0.0%	0.0%	0.0%	0.0%

Annual Accomplishments Accomplishment Narrative  
 Year # Benefiting





## Section 3 Summary Report

Economic Opportunities for Low- and Very Low-Income Persons

**U.S. Department of Housing and Urban Development**

Office of Fair Housing and Equal Opportunity

OMB Approval No. 2529-0043  
(exp. 11/30/2018)

<b>Disbursement Agency</b>
West Virginia Development Office
1900 Kanawha Boulevard East Bldg 6 Room 553, Charleston, WV 25305
55-0574804

<b>Reporting Entity</b>
West Virginia Development Office
1900 Kanawha Boulevard East Building 3; Suite 700, Charleston, WV 25305

<b>Dollar Amount</b>	\$9,895,617.88
<b>Contact Person</b>	James S. Marshall
<b>Date Report Submitted</b>	09/07/2017

Reporting Period		Program Area Code	Program Area Name
From	To		
7/1/16	6/30/17	CDB1	Community Devel Block Grants

## Part I: Employment and Training

Job Category	Number of New Hires	Number of New Hires that Are Sec. 3 Residents	Aggregate Number of Staff Hours Worked	Total Staff Hours for Section 3 Employees	Number of Section 3 Trainees
Professional	28	7	0	0	0
Technical (Bookkeeping, IT, etc)	9	6	0	0	0
Clerical	3	2	0	0	0
Laborer	6	0	0	0	0
Residential Project Rep	1	1	0	0	0
Temporary Part-time Intern	4	4	0	0	0

<b>Total New Hires</b>	51
<b>Section 3 New Hires</b>	20
<b>Percent Section 3 New Hires</b>	39.21%
Total Section 3 Trainees	0
The minimum numerical goal for Section 3 new hires is 30%.	

## Part II: Contracts Awarded

<b>Construction Contracts</b>	
Total dollar amount of construction contracts awarded	\$8,189,237.49
Total dollar amount of contracts awarded to Section 3 businesses	\$0.00
Percentage of the total dollar amount that was awarded to Section 3 businesses	0.0%
Total number of Section 3 businesses receiving construction contracts	0
The minimum numerical goal for Section 3 construction opportunities is 10%.	

<b>Non-Construction Contracts</b>	
Total dollar amount of all non-construction contracts awarded	\$3,167,525.94
Total dollar amount of non-construction contracts awarded to Section 3 businesses	\$0.00
Percentage of the total dollar amount that was awarded to Section 3 businesses	0.0%
Total number of Section 3 businesses receiving non-construction contracts	0
The minimum numerical goal for Section 3 non-construction opportunities is 3%.	

## Part III: Summary

Indicate the efforts made to direct the employment and other economic opportunities generated by HUD financial assistance for housing and community development programs, to the greatest extent feasible, toward low- and very low-income persons, particularly those who are recipients of government assistance for housing.	
Yes	Attempted to recruit low-income residents through: local advertising media, signs prominently displayed at the project site, contacts with community organizations and public or private agencies operating within the metropolitan area (or nonmetropolitan county) in which the Section 3 covered program or project is located, or similar methods.
Yes	Participated in a HUD program or other program which promotes the training or employment of Section 3 residents.
Yes	Participated in a HUD program or other program which promotes the award of contracts to business concerns which meet the definition of Section 3 business concerns.
No	Coordinated with Youthbuild Programs administered in the metropolitan area in which the Section 3 covered project is located.
No	Other; describe below.

As the administrative agency for the Community Development Block Grant Program (CDBG), the West Virginia Development Office (WVDO) continued efforts to strengthen its Section 3 program. Actions undertaken during the program year included training, consultation, policy development, and other activities necessary to achieve compliance with Section 3.

Starting in 2014, the WVDO began an intensive effort to improve compliance. The State had held the premise that while hiring activity may have occurred as a result of HUD financial assistance, local governments and project administrators lacked the expertise and resources needed to capture this information and adequately document Section 3 hiring. Due to these increased efforts, Fiscal Year 2015 and now Fiscal Year 2016, ending June 30, 2017, hiring activity due to HUD assistance have been more fully documented. This is attributed to training, policy development, consultations with local project teams, and additional outreach.

### **Training**

Training included agency-led Section 3 Coordinator training at an annual conference in November 2014. Building upon this initial training, the WVDO partnered with the West Virginia Housing Development Fund (WVHDF) to procure professional training in October 2015. This training was followed by additional agency-led training in November 2015. For Fiscal Year 2017, professional Section 3 Coordinator training was again provided to community partners in October 2016.

### **Policy Development**

In 2015, the WVDO revised its Section 3 policy and conducted additional training regarding the specific policy requirements. Within this policy, the WVDO has clearly articulated the requirements of Section 3 and has provided local governments and project administrators with the tools, forms, and resources needed to more fully develop Section 3 compliance within each project. While the policy is a work in progress, and improvements are always possible, it is observed that this action has resulted in improvements in the State's numerical goals.

The Section 3 clause is included in all grant agreements for CDBG projects. The clause is also included in bid specifications for each project, along with other HUD certifications. Prospective bidders are required to state their hiring goals upon submission of a bid. Further, the Section 3 clause is required in all construction contracts for each CDBG project. The prime contractor is required to insert the clause in covered subcontracts. All Section 3 requirements are presented and emphasized by WVDO staff during implementation meetings held for each CDBG awarded project.

In addition, the WVDO expanded the Section 3 certification requirements associated with each application for funding. This action more clearly defined Section 3 requirements at the earliest stage of each project.

## **Consultations**

The WVDO has conducted specific consultations with grantees and their project teams. Because West Virginia uses its CDBG funding for large-scale utility infrastructure projects, consultations with professional service providers have included contractors, engineers, and project administrators. These consultations enabled CDBG staff to explain how each member of the project team must contribute to Section 3 compliance.

Project administrators have more fully integrated Section 3 into their management of CDBG projects. Section 3 information is now more adequately conveyed during prebid meetings with prospective contractors. In addition, a more in-depth discussion of Section 3 is undertaken with the selected contractor upon award of a bid at preconstruction meetings. All entities involved in specific projects, including sub-grantees, contractors, and sub-contractors, develop and submit Section 3 Plans to outline their responsibilities and commitment to meet hiring goals.

## **Outreach**

In an effort to improve the State's ability to achieve compliance with numerical goals for contracting activity, the WVDO contacted the Regional Contracting Assistance Center (RCAC). Established in 1987, the RCAC seeks to assist West Virginia businesses in their efforts to conduct business with Federal, State or local government agencies. The WVDO provided the RCAC with information regarding Section 3 and this information was disseminated through the RCAC channels.

In addition, the WVDO and WVHDF integrated Section 3 into public hearings for the Fiscal Year 2017 Annual Action Plan. The WVDO conducted three public meetings at local housing authority properties. Residents were invited to attend to learn more about the Section 3 opportunities, as well as the Section 3 business directory. These events were deemed successful and will continue. This model could also be expanded to incorporate YouthBuild organizations to build a stronger connection to these organizations.

## **Section 3 Business Directory**

The WVDO also developed a flyer to provide businesses with notification of the Section 3 business directory. This flyer was provided at training events and public hearings. This outreach will continue as the State seeks to improve opportunities for contracting activity in compliance with Section 3. Local project administrators are also developing programs to reach area businesses through partnerships with local workforce investment boards and other organizations.

Local administrators have placed newspaper ads inviting Section 3 businesses to bid on contracts. In addition, contractors and businesses are encouraged to recruit Section 3 residents by contacting organizations, local community and employment agencies, and by distributing flyers and posting signs in the project area.

Through the Fiscal Year 2017 program year, the WVDO has scheduled Section 3 training in September 2017 and will continue outreach to more fully develop the Section 3 business registry. As with hiring activity, outreach concerning contracting activity is expected to yield improvement as businesses learn more about the opportunities and requirements of certification as a Section 3 business. To date, the State has very few businesses registered in the system. More targeted outreach will be undertaken to increase registration, thereby improving the State's ability to improve contracting activity.

The State is committed to reaching all Section 3 numerical goals and will continue working toward these goals. These efforts will benefit all West Virginia residents and provide maximum employment opportunities for workers in HUD funded project areas.

**Contract and Subcontract Activity**

**U.S. Department of Housing and Urban Development**

Public reporting burden for this collection of information is estimated to average .5 hours per response, including the time for reviewing instructions, searching existing data sources, gathering and maintaining the data needed, and completing and reviewing the collection of information. The Information is voluntary. HUD may not collect this information, and you are not required to complete this form, unless it displays a currently valid OMB Control Number.

Executive Orders dated July 14, 1983, directs the Minority Business Development Plans shall be developed by each Federal Agency and the these annual plans shall establish minority business development objectives. The information is used by HUD to monitor and evaluate MBE activities against the total program activity and the designated minority business enterprise (MBE) goals. The Department requires the information to provide guidance and oversight for programs for the development of minority business enterprise concerning Minority Business Development. If the information is not collected HUD would not be able to establish meaningful MBE goals nor evaluate MBE performance against these goals.

**Privacy Act Notice** – The United States Department of Housing and Urban Development, Federal Housing Administration, is authorized to solicit the Information requested in this form by virtue of Title 12, United States Code, Section 1701 et seq., and regulation. It will not be disclosed or released outside the United States Department of Housing and Urban Development without your consent, except as required or permitted by Law.

1. Grantee/Project Owner/Developer/Sponsor/Builder/Agency		Check if:	2. Location (City, State Zip Code)
		PH	
West Virginia Development Office: CDBG WV FY 2016		IH	Capitol Complex, Building 6, Room 553 Charleston, WV 25305
		CPD	
		Housing	

3a. Name of Contact Person	3b. Phone Number (Including Area Code)	4. Reporting Period	5. Program Code (Not applicable for CPD programs.) See explanation of Codes at bottom of Page Use a separate sheet for each program code.	6. Date Submitted to Field Office
James Marshall, West Virginia Development Office	304-957-2041	<input type="checkbox"/> Reporting Period: 7/1/16 - 6/30/17		

Grant/Project Number or HUD Case Number or other identification of property, subdivision, dwelling unit, etc. 7a.	Amount of Contract or Subcontract 7b.	Type of Trade Code (See below) 7c.	Contractor or Subcontractor Business Racial/Ethnic (See below) 7d.	Woman Owned Business (Yes or No) 7e.	Prime Contractor Identification (ID) Number 7f.	Sec. 3 7g.	Subcontractor Identification (ID) Number 7h.	Sec. 3 7i.	Contractor/Subcontractor Name and Address 7j.				
									Name	Street	City	State	Zip
Summers County Commission	\$210,417.00	1	1	No	204274586	No	N/A	No	Tri-State Pipeline, Inc.	6351 US Route East - Suite 3	Barboursville	WV	25504
Mercer County Commission	\$3,040,366.00	1	1	No	26-3348227	No	N/A	No	PRO Contracting, Inc.	321 Hawk Highway	Lost Creek	WV	26385
Mercer County Commission	\$265,311.00	1	1	No	31-1113115	No	N/A	No	Mid-Atlantic Storage Systems, Inc.	61-L West Front St.	Palmyra	PA	17078
Wyoming County Commission	\$898,374.00	1	1	No	20-5312075	No	N/A	No	Chojnacki Construction, Inc.	PO Box 22	Hamlin	WV	25523
Jackson County Commission	\$1,257,000.00	1	1	No	62-3384240	No	-	-	Mike Enyart and Sons, Inc.	PO Box 9	South Point	OH	45680
Jackson County Commission	\$419,500.00	1	1	No	82-9481600	No	-	-	Pro Contracting	PO Box 90	Lost Creek	WV	26385
City of Pennsboro	\$1,264,510.00	1	1	No	13855655	No	-	-	G.M. McCrossin, Inc.	2780 Benner Pike	Bellefonte	PA	16823
City of Parkersburg	\$81,899.00	1	1	No	550583614	No	N/A	N/A	Kelly Paving	PO Box 366	Williamstown	WV	26187
Town of Harman	\$890,810.00	1	1	No	26-3348227	No	-	-	Pro Contracting	321 Hawk Highway	Lost Creek	WV	26385
Tucker County Commission	\$809,510.00	1	1	No	55-0493696	No	-	-	Breckenridge	5 Morton Ave	Buckhannon	WV	26201
Mineral County Commission	\$334,294.00	1	1	No	-	No	-	No	Chojnacki Construction, Inc (Contract 1)	P O Box 22	Hamlin	WV	25523
Mineral County Commission	\$377,500.00	1	1	No	-	No	-	No	Chojnacki Construction, Inc (Contract 2)	P O Box 22	Hamlin	WV	25523
Town of Franklin	\$811,538.00	1	1	No	75-3079323	No	-	-	Bear Construction, LLC	P O Box 1196	Bridgeport	WV	26330
Wetzel County Commission	\$894,040.97	1	1	No	55-0684839	N	-	-	Dan's Marine Service	78 Dandee Dr.	Grafton	WV	26354
Town of Pine Grove	\$1,105,361.37	1	1	No	31-1483526	No	-	-	Danny Sullivan Excavating, LLC	801 Lane St.	Coal Grove	OH	45638
<b>New Construction</b>	<b>\$12,660,431.34</b>												
City of Parkersburg	\$47,890.00	2	1	No	310988356	No	N/A	N/A	Greenleaf Landscapes	414 Muskingum Dr.	Marietta	OH	45750
City of Parkersburg	\$16,600.00	2	1	No	261955314	No	N/A	N/A	Johnson k General Contruction	PO Box 257	Washington	WV	26181
City of Parkersburg	\$11,150.00	2	1	No	261955314	No	N/A	N/A	Johnson k General Contruction	PO Box 258	Washington	WV	26181
Town of Mullens	\$60,000.00	3	1	No	55-0533909	No	N/A	No	E.L. Robinson Engineering Co.	5088 Washington St, West	Charleston	WV	25313
Summers County Commission	\$75,735.32	3	1	No	55-0656181	No	N/A	No	Stafford Consultants, Inc.	PO Box 3849	Princeton	WV	25470
Summers County Commission	\$20,000.00	3	1	No	55-0533909	No	N/A	No	Region 1 PDC	PO Box 1159	Princeton	WV	24740
Mercer County Commission	\$101,813.32	3	1	No	55-0656181	No	N/A	No	Stafford Consultants, Inc.	PO Box 5849	Princeton	WV	24740
Mercer County Commission	\$10,500.00	3	1	No	55-0764329	No	N/A	No	Griffith & Associates, LLC	950 Little Coal River Road	Alum Creek	WV	25003
Mercer County Commission	\$17,500.00	3	1	No	55-0602531	No	N/A	No	William S. Winfrey Law Office	PO Box 1159	Princeton	WV	24740
Wvoming County Commission	\$10,000.00	3	1	No	55-0602531	No	N/A	No	William S. Winfrey Law Office	PO Box 1159	Princeton	WV	24740
Logan County Commission	\$70,000.00	3	1	No	-	No	-	-	Region 2 PDC	400 Third Avenue	Huntington	WV	25712
Logan County Commission	\$250,000.00	3	1	No	-	No	-	-	E.L. Robinson Engineering Co.	5088 Washington St, West	Charleston	WV	25313
Logan County Commission	\$30,000.00	3	1	No	-	No	-	-	Griffith & Associates, LLC	950 Little Coal River Road	Alum Creek	WV	25003
Logan County Commission	\$20,000.00	3	1	No	-	No	-	-	Abraham & Ilderton, PLLC	Sears Building, Suite 302	Logan	WV	25601
Lincoln County Commission	\$15,000.00	3	1	No	-	No	-	-	Griffith & Associates, LLC	950 Little Coal River Road	Alum Creek	WV	25003
Lincoln County Commission	\$50,000.00	3	1	No	-	No	-	-	Ronald J. Flora	1115 Smith St.	Milton	WV	25541
Lincoln County Commission	\$70,000.00	3	1	No	-	No	-	-	Region 2 PDC	400 Third Avenue	Huntington	WV	25712
Town of Chapmanville	\$285,000.00	3	1	No	-	No	-	-	E.L. Robinson Engineering Co.	5088 Washington St, West	Charleston	WV	25313
Town of Chapmanville	\$75,000.00	3	1	No	-	No	-	-	Region 2 PDC	400 Third Avenue	Huntington	WV	25712
Town of Chapmanville	\$30,000.00	3	1	No	-	No	-	-	H. Wyatt Hanna, III	PO Box 807	South Charleston	WV	25303
Mingo County	\$80,000.00	3	1	No	-	No	-	-	Region 2 PDC	400 Third Avenue	Huntington	WV	25712
Mingo County	\$644,000.00	3	1	No	-	No	-	-	E.L. Robinson Engineering Co.	5088 Washington St, West	Charleston	WV	25313
Town of Burnsville	No Contract Activity	3	1	No	55-0633596	No	-	-	The Thrasher Group, Inc.	601 White Oaks Blvd, POB 940	Bridgeport	WV	26330
Town of Davis	\$180,000.00	3	1	No	55-0735576	No	-	-	Chapman Technical Group	200 Sixth Avenue	St. Albans	WV	25177
Lewis County Commission	No Contract Activity	3	1	No	55-0633596	No	-	-	The Thrasher Group, Inc.	600 White Oaks Blvd, POB 940	Bridgeport	WV	26330
Upshur County Commission	No Contract Activity	3	1	No	55-0197150	No	-	-	Hornor Brothers Engineers	104 S. Third St.	Clarksburg	WV	26302
Upshur County Commission	\$263,434.00	3	1	No	55-073576	No	-	-	Chapman Technical Group	200 Sixth Avenue	St. Albans	WV	25177
Pendleton County Commissioner	\$15,000.00	3	1	No	55-0531062	No	-	-	Region 8 PDC	131 Providence Lane	Petersburg	WV	26847
Town of Pine Grove	\$1,500.00	3	5	DBE	-	-	-	No	Total View	PO Box 321	Hico	WV	25854
City of Parkersburg	\$10,898.00	6	1	No	186923046	No	N/A	N/A	Urban Design Ventures	211 E. 8th Ave.	Homestead	PA	15120

Town of Paw Paw	\$7,500.00	6	1	No	20-0509775	No	-	-	Trump & Trump LC	171 S. Washington ST.	Berkeley Springs	WV	25411
City of Pennsboro	\$10,000.00	6	1	No	55-0286140	No	-	-	Step toe & Johnson LLP	PO Box 1588	Charleston	WV	25326
Town of Richwood	\$20,000.00	6	1	No	26-4014456	No	-	-	Griffith & Associates PLLC	950 Little Coal River Rd.	Alum Creek	WV	25003
Marion County Commission	\$0.00	9	1	No	550633597	No	N/A	No	The Thrasher Group, Inc.	600 White Oaks Blvd. POB 940	Bridgeport	WV	26330
Town of Rowlesburg	\$0.00	9	1	No	550633596	No	N/A	No	The Thrasher Group, Inc.	600 White Oaks Blvd. POB 940	Bridgeport	WV	26330
<b>Other Subtotal</b>	<b>\$2,498,520.64</b>												

<p><b>CPD:</b>  1 = New Construction  2 = Education/Training  3 = Other</p>	<p><b>7c: Type of Trade Codes:</b>  <b>Housing/Public Housing:</b>  1 = New Construction  2 = Substantial Rehab.  3 = Repair  4 = Service  5 = Project Mangt.</p>	<p><b>6 = Professional</b>  7 = Tenant Services  8 =  9 = Arch./Engrg. Appraisal  0 = Other</p>	<p><b>7d: Racial/Ethnic Codes:</b>  1 = White Americans  2 = Black Americans  3 = Native Americans  4 = Hispanic Americans  5 = Asian/Pacific Americans  6 = Hasidic Jews</p>	<p><b>5: Program Codes (Complete for Housing and Public and Indian Housing programs only):</b>  1 = All Insured, including Section8  2= Flexible Subsidy  3 = Section 8 Noninsured, Non-HFDA  4 = Insured (Management)</p>	<p>5 = Section 202  6 = HUD-Held (Management)  7 = Public/India Housing  8 = Section 811</p>
-----------------------------------------------------------------------------------------	-------------------------------------------------------------------------------------------------------------------------------------------------------------------------------------------	-----------------------------------------------------------------------------------------------------------------	-------------------------------------------------------------------------------------------------------------------------------------------------------------------------------------------------------	--------------------------------------------------------------------------------------------------------------------------------------------------------------------------------------------------------------------------------------------	----------------------------------------------------------------------------------------------------------



# CDBG Monitoring and Closeout Report

July 1, 2016 - June 30, 2017

Subrecipient	Project Name	Project Number	Grant Amount	Monitoring Visit Date	FPR Date	Interim Closeout	Final Closeout
Barbour CC	Pea Ridge, Colebank & Rt. 92 Chestnut	08SCBG0049X	\$ 1,500,000	08/16/2016	10/20/2016	10/20/2016	
Barrackville, Town of	Sewer System Improvements	11SCBG0042	\$ 806,035	05/27/2015			
Brooke CC	Mahan Lane Sewer Project Phase II	07SCBG0065	\$ 1,500,000	02/05/2015			
Burnsville, Town of	Rt. 5 - Orlando Rd Waterline Ext.	13SCBG0001X	\$ 1,500,000	07/14/2016	06/09/2017	06/09/2017	
Cairo, Town of	Sewer Treatment Plant Upgrade	16SCBG0001	\$ 1,500,000				
Chapmanville, Town of	Water System Upgrades - Phase II	16SCBG0002	\$ 1,500,000				
Clay CC	Pack Fork Waterline Ext.	13SCBG0002X	\$ 1,500,000				
Clay, Town of	Blue Knob Water Ext.	16SCBG0003	\$ 1,500,000				
Davis, Town of	City Water Sys. Improvements	16SCBG0004	\$ 200,000				
Fayette CC	Kanawha Falls Waterline Ext.	11SCBG0038	\$ 1,459,900				
Franklin, Town of	Town Sewer Upgrades	10SCBG0005X	\$ 1,500,000	07/09/2013			
Greenbrier CC	Sam Black Church Water Ext.	15SCBG0001	\$ 1,500,000				
Harman, Town of	Harman Water Ext.	11SCBG0060	\$ 1,500,000	12/16/2016			
Harrison CC	Hepzibah PSD Sewer	09SCBG0021X	\$ 1,000,000	11/20/2013			
Jackson CC	Trace Fork Water Ext.	15SCBG0002	\$ 704,000				
Lewis CC	NW Lewis Water Ext.	14SCBG0001	\$ 1,500,000				
Lincoln CC	Lower Mud Water Ext.	15SCBG0003	\$ 1,500,000				
Lincoln CC	Frances Creek Water Ext.	12SCBG0008X	\$ 1,500,000	03/15/2016	07/08/2016	07/08/2016	
Logan CC	Big Harts Water Ext. - Phase II	14SCBG0002	\$ 1,500,000				
Marion CC	Colfax PSD Sewer System Upgrades	15SCBG0004	\$ 1,500,000				
Marlinton, Town of	Marlinton Water System Upgrade	14SCBG0003	\$ 1,500,000				
McDowell CC	Coalwood Sewer Project	16SCBG0005	\$ 1,300,000				

# CDBG Monitoring and Closeout Report

July 1, 2016 - June 30, 2017

Subrecipient	Project Name	Project Number	Grant Amount	Monitoring Visit Date	FPR Date	Interim Closeout	Final Closeout
Mercer CC	Summers Elgood Water VI-B	14SCBG0004	\$ 1,459,503				
Mineral CC	Fountain PSD Waterline Ext.	12SCBG0003X	\$ 1,500,000				
Mingo CC	Beech Creek Water Ext.	16SCBG0006	\$ 1,500,000				
Mingo CC	Mingo PSD - Ben Creek Waterline Ext.	13SCBG0003	\$ 1,500,000	09/03/2015	07/08/2016	07/08/2016	
Mullens, City of	Otsego Water System Project	12SCBG0005X	\$ 1,500,000	11/30/2016			
Northfork, Town of	Elkhorn Phase II Water Ext.	15SCBG0005	\$ 200,000				
Paw Paw, Town of	Water System Upgrades	15SCBG0006	\$ 1,500,000				
Pax, Town of	Willis Branch Sewer Ext.	16SCBG0007	\$ 200,000				
Pendleton CC	Seneca-Riverton Waterline Ext.	14SCBG0005	\$ 1,500,000				
Pennsboro, City of	Sewer System Upgrades	15SCBG0007	\$ 1,500,000				
Piedmont, City of	Water System Upgrade - Phase II	14SCBG0006	\$ 700,000	12/20/2016			
Pine Grove, Town of	Sewer System Upgrade	14SCBG0007	\$ 1,500,000				
Richwood, City of	Hinkle Mt. Water System Upgrades	15SCBG0008	\$ 1,500,000				
Romney, City of	Chesapeake Bay Sewer	12SCBG0004	\$ 1,000,000	06/02/2016	01/10/2017	01/10/2017	
Rowlesburg, Town of	Etam Macomber Water Ext.	14SCBG0008	\$ 1,500,000				
Summers CC	Meadow Creek - DESIGN	12SCBG0006	\$ 200,000	04/29/2014			
Summersville, City of	Glade Creek Phase II-B Waterline Ext.	13SCBG0005	\$ 537,730	04/24/2015	05/27/2016		
Tucker CC	Hamrick PSD Water System Improvements	14SCBG0009	\$ 1,500,000				
Upshur CC	Elkins PSD-Phase III Ext.	16SCBG0008	\$ 283,434				
Upshur CC	Adrian PSD	10SCBG0035X	\$ 900,000	07/18/2016	06/09/2017	06/09/2017	
Wetzel CC	Rush Run Waterline Ext.	13SCBG0006X	\$ 1,500,000				
Wetzel CC	Wetzel Water Ext. - Phase IV	10SCBG0014X	\$ 1,500,000	02/12/2015		02/12/2015	

# CDBG Monitoring and Closeout Report

July 1, 2016 - June 30, 2017

Subrecipient	Project Name	Project Number	Grant Amount	Monitoring Visit Date	FPR Date	Interim Closeout	Final Closeout
Wirt CC	Newark Sewer Project	08SCBG0053X	\$ 1,500,000	12/16/2015	11/07/2016	11/07/2016	
Wyoming CC	Bud/Alpoca Water	14SCBG0010	\$ 1,500,000				

**CDBG Program Income Report  
PY 2016**

**Clay County Commission - CAEZ Housing Rehabilitation - Project Number 95SCBG0004X**

This project received final closeout on July 22, 2002. These SCBG funds were utilized for housing rehabilitation projects. The PI has been generated from housing rehabilitation loan payments.

Beginning Balance	-
PI Receipts	37.55
PI Expenditures	<u>37.55</u>
Balance	-

**Mingo County Commission - Housing Rehab/Reconstruction, Project Number 95SCBG0087**

This project received final closeout on April 12, 2002. These SCBG funds were utilized for housing rehabilitation projects. PI earned was generated from loan repayments. These funds were expended to continue the revolving loan program.

Beginning Balance	10,200.16
PI Receipts	16,341.36
PI Expenditures	<u>14,046.00</u>
Balance	12,495.52

**CDBG Land Acquisition Report  
PY 2016**

**Region 2 PDC Real Property Acquisition Inventory**

Grantee	Project	Project Number	Grant Amount	Closeout Date
Lincoln CC	Frances Creek Water Ext.	12SCBG0008X	\$ 1,500,000	7/8/2016
Mingo CC	Mingo PSD - Ben Creek Waterline Ext.	13SCBG0003	\$ 1,500,000	7/8/2016

**Region 5 PDC Real Property Acquisition Inventory**

Grantee	Project	Project Number	Grant Amount	Closeout Date
Wirt CC	Newark Sewer Project	08SCBG0053X	\$ 1,500,000	11/7/2016

**Region 7 PDC Real Property Acquisition Inventory**

Grantee	Project	Project Number	Grant Amount	Closeout Date
Barbour CC	Pea Ridge, Colebank & Rt. 92 Chesnut	08SCBG0049X	\$ 1,500,000	10/20/2016
Upshur CC	Adrian PSD	10SCBG0035X	\$ 900,000	6/9/2017
Burnsville, Town of	Rt. 5	13SCBG0001X	\$ 1,500,000	6/9/2017

**Region 8 PDC Real Property Acquisition Inventory**

Grantee	Project	Project Number	Grant Amount	Closeout Date
Romney, City of	Chesapeake Bay Sewer	12SCBG0004	\$ 1,000,000	1/10/2017

**SCBG GRANT  
FINAL PERFORMANCE REPORT  
RELOCATION AND REAL PROPERTY ACQUISITION**

<b>1. NAME OF GRANTEE:</b>	Lincoln County Commission
<b>2. PROJECT NUMBER:</b>	12SCBG0008X

PART A. PERSONS DISPLACED BY ACTIVITIES SUBJECT TO THE UNIFORM ACT	(a) TOTAL	(b) NO. OF OWNERS	(c) NO. OF TENANTS
3. HOUSEHOLDS (FAMILIES AND INDIVIDUALS):	N/A	N/A	N/A
4. BUSINESSES AND NONPROFIT ORGANIZATIONS:	N/A	N/A	N/A
5. FARMS:	N/A	N/A	N/A


PART B. RELOCATION PAYMENTS AND EXPENSES UNDER THE UNIFORM ACT	(a) NO. OF CLAIMS	(b) AMOUNT PAID
6. PAYMENTS FOR MOVING	N/A	N/A
7. EXPENSES FOR HOUSEHOLDS	N/A	N/A
8. PAYMENTS FOR MOVING EXPENSES FOR	N/A	N/A
9. BUSINESS AND NON-PROFIT ORGANIZATIONS	N/A	N/A
10. PAYMENTS FOR MOVING EXPENSES	N/A	N/A
11. FOR FARMS	N/A	N/A
12. REPLACEMENT HOUSING PAYMENTS FOR HOMEOWNERS--(SECTION 203 (a))	N/A	N/A
13. RENTAL ASSISTANCE PAYMENT (TENANTS AND CERTAIN OTHERS)--(SECTION 204 (1))	N/A	N/A
14. DOWNPAYMENT ASSISTANCE (TENANTS AND CERTAIN OTHERS)--(SECTION 204 (1))	N/A	N/A
15. HOUSING ASSISTANCE AS LAST RESORT--(SECTION 206 (a))	N/A	N/A
16. RELOCATION ADVISORY ASSISTANCE AND SERVICES COST--(SECTION 205)	N/A	N/A
17. TOTAL (SUM OF LINES 6 THROUGH 16)	N/A	N/A

<b>PART C. DISPLACEMENT NOT SUBJECT TO THE UNIFORM ACT</b>	N/A	<b>(a) NO. OF CLAIMS</b>	<b>(b) AMOUNT PAID</b>
------------------------------------------------------------	-----	--------------------------	------------------------

18. MOVING AND RELATED EXPENSES	N/A	N/A	N/A
19. REPLACEMENT HOUSING PAYMENTS (HOMEOWNER AND RENTAL)	N/A	N/A	N/A
<b>PART D. REAL PROPERTY ACQUISITION SUBJECT TO UNIFORM ACT</b>	N/A	<b>(a) NO. OF PARCELS</b>	<b>(b) COMPENSATION</b>

20. TOTAL PARCELS ACQUIRED	2	\$15,000.00
----------------------------	---	-------------

<b>PART E. ADMINISTRATIVE RELOCATION APPEALS FILED UNDER UNIFORM ACT</b>	<b>TOTAL NO.</b>
--------------------------------------------------------------------------	------------------

21. TOTAL NUMBER OF ADMINISTRATIVE RELOCATION APPEALS FILED IN CONNECTION WITH PROJECT	N/A	N/A
NAME OF PERSON PREPARING THIS FORM AND DATE: <b>Elijah Duduit</b>	SIGNATURE OF APPROVING OFFICIAL AND DATE: 	
TITLE AND PHONE NUMBER: <b>Project Assistant Intern (304) 529-3357</b>	TITLE:	

**SCBG GRANT  
FINAL PERFORMANCE REPORT  
REAL PROPERTY INVENTORY**

<b>GRANTEE NAME</b>	Lincoln County Commission
<b>PROJECT NAME</b>	Frances Creek Waterline Extension Project
<b>PROJECT NUMBER</b>	12SCBG0008 X

<b>INVENTORY OF PROPERTY ACQUISITION</b>	<b>TOTAL PARCELS</b>	<b>TOTAL CDBG FUNDS</b>
<b>PROJECT DESCRIPTION AND PURPOSE OF ACQUISITIONS</b>	2	\$15,000
The Frances Creek Waterline Extension Project provided 72 customers in Lincoln County with extended water service. Completed accomplishments include 36,349 feet of 6-inch main, 5,661 feet of 2-inch main, 24 fire hydrants, 72 customer services, valves and other related appurtenances, and a new 54,000 gallon water storage tank.		

**LIST EACH PARCEL ACQUIRED WITH CDBG FUNDS AND SUBJECT TO THE URA AS REPORTED ON PREVIOUS PAGE. DO NOT INCLUDE PERMANENT EASEMENTS.**

PROPERTY ADDRESS	FORMER OWNER	ACQUIRED BY	DATE ACQUIRED	SIZE Area/Acres	CDBG FUNDS	INTENDED USE	VACANT LAND		STRUCTURE		TOTAL PER ADDRESS ALL FUNDS
							Yes/No	Yes/No	Yes/No	Yes/No	
Harts District, Lincoln, WV	Wornie Meeks	Logan PSD	10/22/2015	0.31	\$6,000	Tank Site	Yes	No	No	No	\$6,000
Harts District, Lincoln, WV	Lionel and Dustin Dalton	Logan PSD	2/2/2015	0.09	\$9,000	Tank Site	Yes	No	No	No	\$9,000
<b>TOTALS</b>					\$15,000						\$15,000

<b>NAME OF PERSON PREPARING THIS FORM:</b> Elijah Dudit		<b>Date:</b> 06/09/2016
<b>EMAIL</b>	edudit@region2pdc.org	
<b>PHONE</b>	(304) 529-3357	





SCBG GRANT  
FINAL PERFORMANCE REPORT  
REAL PROPERTY INVENTORY

GRANTEE NAME	Mingo County Commission
PROJECT NAME	Ben Creek Waterline Extension Project
PROJECT NUMBER	13SCBG0003

<b>INVENTORY OF PROPERTY ACQUISITION</b>	<b>TOTAL PARCELS</b>	<b>TOTAL CDBG FUNDS</b>
<b>PROJECT DESCRIPTION AND PURPOSE OF ACQUISITIONS</b>	2	\$0
The Ben Creek Waterline Extension Project provided 224 residents of Mingo County with potable water service and fire protection. Accomplishments consisted of approximately 13.4 miles of 2-inch through 10-inch water main, 25 fire hydrant installations, and the construction of one 250,000 gallon water storage tanks and two pressure reducing stations.		

LIST EACH PARCEL ACQUIRED WITH CDBG FUNDS AND SUBJECT TO THE URA AS REPORTED ON PREVIOUS PAGE. DO NOT INCLUDE PERMANENT EASEMENTS.							VACANT LAND	STRUCTURE	TOTAL PER ADDRESS ALL FUNDS
PROPERTY ADDRESS	FORMER OWNER	ACQUIRED BY	DATE ACQUIRED	SIZE Area/Acres	CDBG FUNDS	INTENDED USE	Yes/No	Yes/No	
Wharrencliffe, WV	Pocahontas Land Corp	Mingo PSD	Sept. 2013	0.08	\$0.00	Booster Site	Yes	No	\$500.00
Wharrencliffe, WV	Lisa Simpson	Mingo PSD	Oct. 2014	0.10	\$0.00	Pressure Reducing Station	Yes	No	\$600.00
<b>TOTALS</b>					\$0				\$1,100

NAME OF PERSON PREPARING THIS FORM: Elijah Duduit		Date: 06/27/2016
EMAIL	eduduit@region2pdc.org	
PHONE	(304) 539-3357	

**SCBG GRANT  
FINAL PERFORMANCE REPORT  
RELOCATION AND REAL PROPERTY ACQUISITION**

<b>1. NAME OF GRANTEE:</b>	<b>Wirt County Commission</b>
<b>2. PROJECT NUMBER:</b>	<b>08SCBG0053X</b>

PART A. PERSONS DISPLACED BY ACTIVITIES SUBJECT TO THE UNIFORM ACT	(a) TOTAL	(b) NO. OF OWNERS	(c) NO. OF TENANTS
3. HOUSEHOLDS (FAMILIES AND INDIVIDUALS):	0	0	0
4. BUSINESSES AND NONPROFIT ORGANIZATIONS:	0	0	0
5. FARMS:			

PART B. RELOCATION PAYMENTS AND EXPENSES UNDER THE UNIFORM ACT	(a) NO. OF CLAIMS	(b) AMOUNT PAID
6. PAYMENTS FOR MOVING <small>ACTUAL EXPENSES---SECTION 202(a))</small>		
7. EXPENSES FOR HOUSEHOLDS <small>FIXED PAYMENT INCLUDING DISLOCATION ALLOWANCE-- (SECTION 202(a))</small>		
8. PAYMENTS FOR MOVING EXPENSES FOR <small>ACTUAL EXPENSES---SECTION 202(a))</small>		
9. BUSINESS AND NON-PROFIT ORGANIZATIONS <small>PAYMENT IN LIEU OF ACTUAL EXPENSES--(SECTION 202(a))</small>		
10. PAYMENTS FOR MOVING EXPENSES <small>ACTUAL EXPENSES---SECTION 202(a))</small>		
11. FOR FARMS <small>PAYMENT IN LIEU OF ACTUAL EXPENSES--(SECTION 202(c))</small>		
12. REPLACEMENT HOUSING PAYMENTS FOR HOMEOWNERS--(SECTION 203 (a))		
13. RENTAL ASSISTANCE PAYMENT (TENANTS AND CERTAIN OTHERS)--(SECTION 204 (1))		
14. DOWNPAYMENT ASSISTANCE (TENANTS AND CERTAIN OTHERS)--(SECTION 204 (1))		
15. HOUSING ASSISTANCE AS LAST RESORT--(SECTION 206 (a))		
16. RELOCATION ADVISORY ASSISTANCE AND SERVICES COST--(SECTION 205)		
17. TOTAL (SUM OF LINES 6 THROUGH 16)		0

PART C. DISPLACEMENT NOT SUBJECT TO THE UNIFORM ACT	(a) NO. OF CLAIMS	(b) AMOUNT PAID
18. MOVING AND RELATED EXPENSES	0	0
19. REPLACEMENT HOUSING PAYMENTS (HOMEOWNER AND RENTAL)	0	0

PART D. REAL PROPERTY ACQUISITION SUBJECT TO UNIFORM ACT	(a) NO. OF PARCELS	(b) COMPENSATION
20. TOTAL PARCELS ACQUIRED	0	<b>\$0.00</b>

PART E. ADMINISTRATIVE RELOCATION APPEALS FILED UNDER UNIFORM ACT	TOTAL NO.
21. TOTAL NUMBER OF ADMINISTRATIVE RELOCATION APPEALS FILED IN CONNECTION WITH PROJECT	0

<b>NAME OF PERSON PREPARING THIS FORM AND DATE:</b> <p style="text-align: center; color: blue;"><b>Luke Peters      6/21/16</b></p>	<b>SIGNATURE OF APPROVING OFFICIAL AND DATE:</b> <p style="text-align: center; color: blue;"><i>Robert E. Lauer Jr.</i>      6/21/2016</p>
<b>TITLE AND PHONE NUMBER:</b> <p style="text-align: center; color: blue;"><b>Project Coordinator 304-422-4993</b></p>	<b>TITLE:</b> <p style="text-align: center; color: blue;"><b>President, Wirt County Commission</b></p>

SCBG GRANT  
FINAL PERFORMANCE REPORT  
REAL PROPERTY INVENTORY

GRANTEE NAME	Wirt County Commission
PROJECT NAME	Newark Sewer
PROJECT NUMBER	08SCBG0053 X

INVENTORY OF PROPERTY ACQUISITION	TOTAL PARCELS	TOTAL CDBG FUNDS
<b>PROJECT DESCRIPTION AND PURPOSE OF ACQUISITIONS</b>	0	\$0
No acquisition on this project.	0	0
	0	0

LIST EACH PARCEL ACQUIRED WITH CDBG FUNDS AND SUBJECT TO THE URA AS REPORTED ON PREVIOUS PAGE. DO NOT INCLUDE PERMANENT EASEMENTS.

PROPERTY ADDRESS	FORMER OWNER	ACQUIRED BY	DATE ACQUIRED	SIZE Area/Acres	CDBG FUNDS	INTENDED USE	VACANT LAND	STRUCTURE	TOTAL PER ADDRESS ALL FUNDS
							Yes/No	Yes/No	
No Acquisition									
<b>TOTALS</b>					\$0				\$0

NAME OF PERSON PREPARING THIS FORM: Luke Peters <i>Luke Peters</i>		Date: 6/21/16
EMAIL	<a href="mailto:luke.peters@movrc.org">luke.peters@movrc.org</a>	
PHONE	304-422-4993 x123	

SMALL CITIES BLOCK GRANT

**RELOCATION AND REAL PROPERTY ACQUISITION**

1. NAME OF GRANTEE:	Barbour County Commission
2. PROJECT NUMBER:	#08SCBG0049X


PART A. PERSONS DISPLACED BY ACTIVITIES SUBJECT TO THE UNIFORM ACT	(a) TOTAL	(b) NO. OF OWNERS	(c) NO. OF TENANTS
3. HOUSEHOLDS (FAMILIES AND INDIVIDUALS):			
4. BUSINESSES AND NONPROFIT ORGANIZATIONS:			
5. FARMS:			

PART B. RELOCATION PAYMENTS AND EXPENSES UNDER THE UNIFORM ACT		(a) NO. OF CLAIMS	(b) AMOUNT PAID
6. PAYMENTS FOR MOVING	ACTUAL EXPENSES---SECTION 202(a))		
7. EXPENSES FOR HOUSEHOLDS	FIXED PAYMENT INCLUDING DISLOCATION ALLOWANCE--(SECTION 202(a))		
8. PAYMENTS FOR MOVING EXPENSES FOR	ACTUAL EXPENSES---SECTION 202(a))		
9. BUSINESS AND NON-PROFIT ORGANIZATIONS	PAYMENT IN LIEU OF ACTUAL EXPENSES--(SECTION 202(a))		
10. PAYMENTS FOR MOVING EXPENSES	ACTUAL EXPENSES---SECTION 202(a))		
11. FOR FARMS	PAYMENT IN LIEU OF ACTUAL EXPENSES--(SECTION 202(c))		
12. REPLACEMENT HOUSING PAYMENTS FOR HOMEOWNERS--(SECTION 203 (a))			
13. RENTAL ASSISTANCE PAYMENT (TENANTS AND CERTAIN OTHERS)--(SECTION 204 (1))			
14. DOWNPAYMENT ASSISTANCE (TENANTS AND CERTAIN OTHERS)--(SECTION 204 (1))			
15. HOUSING ASSISTANCE AS LAST RESORT--(SECTION 206 (a))			
16. RELOCATION ADVISORY ASSISTANCE AND SERVICES COST--(SECTION 205)			
17. TOTAL (SUM OF LINES 6 THROUGH 16)			

PART C. DISPLACEMENT NOT SUBJECT TO THE UNIFORM ACT	(a) NO. OF CLAIMS	(b) AMOUNT PAID
18. MOVING AND RELATED EXPENSES		
19. REPLACEMENT HOUSING PAYMENTS (HOMEOWNER AND RENTAL)		

PART D. REAL PROPERTY ACQUISITION SUBJECT TO UNIFORM ACT	(a) NO. OF PARCELS	(b) COMPENSATION
20. TOTAL PARCELS ACQUIRED	2	\$20.00

PART E. ADMINISTRATIVE RELOCATION APPEALS FILED UNDER UNIFORM ACT	TOTAL NO.
21. TOTAL NUMBER OF ADMINISTRATIVE RELOCATION APPEALS FILED IN CONNECTION WITH PROJECT	

NAME OF PERSON PREPARING THIS FORM AND DATE: Shane Whitehair	SIGNATURE OF APPROVING OFFICIAL AND DATE: 
TITLE AND PHONE NUMBER: Executive Director 304/472.6564	TITLE: President, Barbour County Commission



SMALL CITIES BLOCK GRANT

**RELOCATION AND REAL PROPERTY ACQUISITION**

1. NAME OF GRANTEE:	Upshur County Commission
2. PROJECT NUMBER:	#10SCBG0035X

PART A. PERSONS DISPLACED BY ACTIVITIES SUBJECT TO THE UNIFORM ACT	(a) TOTAL	(b) NO. OF OWNERS	(c) NO. OF TENANTS
3. HOUSEHOLDS (FAMILIES AND INDIVIDUALS):			
4. BUSINESSES AND NONPROFIT ORGANIZATIONS:			
5. FARMS:			

PART B. RELOCATION PAYMENTS AND EXPENSES UNDER THE UNIFORM ACT		(a) NO. OF CLAIMS	(b) AMOUNT PAID
6. PAYMENTS FOR MOVING	ACTUAL EXPENSES---SECTION 202(a))		
7. EXPENSES FOR HOUSEHOLDS	FIXED PAYMENT INCLUDING DISLOCATION ALLOWANCE--(SECTION 202(a))		
8. PAYMENTS FOR MOVING EXPENSES FOR	ACTUAL EXPENSES---SECTION 202(a))		
9. BUSINESS AND NON-PROFIT ORGANIZATIONS	PAYMENT IN LIEU OF ACTUAL EXPENSES--(SECTION 202(a))		
10. PAYMENTS FOR MOVING EXPENSES	ACTUAL EXPENSES---SECTION 202(a))		
11. FOR FARMS	PAYMENT IN LIEU OF ACTUAL EXPENSES--(SECTION 202(c))		
12. REPLACEMENT HOUSING PAYMENTS FOR HOMEOWNERS--(SECTION 203 (a))			
13. RENTAL ASSISTANCE PAYMENT (TENANTS AND CERTAIN OTHERS)--(SECTION 204 (1))			
14. DOWNPAYMENT ASSISTANCE (TENANTS AND CERTAIN OTHERS)--(SECTION 204 (1))			
15. HOUSING ASSISTANCE AS LAST RESORT--(SECTION 206 (a))			
16. RELOCATION ADVISORY ASSISTANCE AND SERVICES COST--(SECTION 205)			
17. TOTAL (SUM OF LINES 6 THROUGH 16)			

PART C. DISPLACEMENT NOT SUBJECT TO THE UNIFORM ACT	(a) NO. OF CLAIMS	(b) AMOUNT PAID
-----------------------------------------------------	-------------------	-----------------


18. MOVING AND RELATED EXPENSES		
19. REPLACEMENT HOUSING PAYMENTS (HOMEOWNER AND RENTAL)		

PART D. REAL PROPERTY ACQUISITION SUBJECT TO UNIFORM ACT	(a) NO. OF PARCELS	(b) COMPENSATION
----------------------------------------------------------	--------------------	------------------

20. TOTAL PARCELS ACQUIRED	1	\$10,000.00
----------------------------	---	-------------

PART E. ADMINISTRATIVE RELOCATION APPEALS FILED UNDER UNIFORM ACT	TOTAL NO.
-------------------------------------------------------------------	-----------

21. TOTAL NUMBER OF ADMINISTRATIVE RELOCATION APPEALS FILED IN CONNECTION WITH PROJECT	
----------------------------------------------------------------------------------------	--

NAME OF PERSON PREPARING THIS FORM AND DATE: Shane Whitehair	SIGNATURE OF APPROVING OFFICIAL AND DATE: 
TITLE AND PHONE NUMBER: Executive Director 304/472.6564	TITLE: President, Upshur County Commission

**SCBG GRANT  
FINAL PERFORMANCE REPORT  
REAL PROPERTY INVENTORY**

<b>GRANTEE NAME</b>	Upshur County Commission
<b>PROJECT NAME</b>	Adrian PSD Phase VI Water Project
<b>PROJECT NUMBER</b>	#10SCBG0035X

INVENTORY OF PROPERTY ACQUISITION	TOTAL PARCELS	TOTAL CDBG FUNDS
<b>PROJECT DESCRIPTION AND PURPOSE OF ACQUISITIONS</b>		
This project extended water service to the areas of Kanawha Head in Upshur County and Cleveland in Webster County. This parcel was needed for the tank site for the new water distribution system serving these two areas.	1	\$10,000

LIST EACH PARCEL ACQUIRED WITH CDBG FUNDS AND SUBJECT TO THE URA AS REPORTED ON PREVIOUS PAGE. DO NOT INCLUDE PERMANENT EASEMENTS.

PROPERTY ADDRESS	OWNER NAME	DATE ACQUIRED	AMOUNT	AMOUNT	INTENDED USE	DO		TOTAL PER ADDRESS
						VACANT LAND	STRUCTURE	
						Yes/No	Yes/No	
WV Rte 20 Route 92/2, Map 2-T, Deed Book 375, Page 388, Banks District, Upshur County	Flamco, Inc.	2/1/2015		\$10,000	Tank Site	Yes	No	\$10,000
<b>TOTALS</b>				\$10,000				\$10,000

**NAME OF PERSON PREPARING THIS FORM AND DATE:** Shane Whitehair

<b>EMAIL</b>	swhitehair@regionvii.com
<b>PHONE</b>	304/472.6564

SMALL CITIES BLOCK GRANT

**RELOCATION AND REAL PROPERTY ACQUISITION**

1. NAME OF GRANTEE:	Town of Burnsville
2. PROJECT NUMBER:	#13SCBG0001X

PART A. PERSONS DISPLACED BY ACTIVITIES SUBJECT TO THE UNIFORM ACT	(a) TOTAL	(b) NO. OF OWNERS	(c) NO. OF TENANTS
3. HOUSEHOLDS (FAMILIES AND INDIVIDUALS):			
4. BUSINESSES AND NONPROFIT ORGANIZATIONS:			
5. FARMS:			

PART B. RELOCATION PAYMENTS AND EXPENSES UNDER THE UNIFORM ACT	(a) NO. OF CLAIMS	(b) AMOUNT PAID
6. PAYMENTS FOR MOVING ACTUAL EXPENSES---SECTION 202(a)		
7. EXPENSES FOR HOUSEHOLDS FIXED PAYMENT INCLUDING DISLOCATION ALLOWANCE-- (SECTION 202(a))		
8. PAYMENTS FOR MOVING EXPENSES FOR ACTUAL EXPENSES---SECTION 202(a)		
9. BUSINESS AND NON-PROFIT ORGANIZATIONS PAYMENT IN LIEU OF ACTUAL EXPENSES--(SECTION 202(a))		
10. PAYMENTS FOR MOVING EXPENSES ACTUAL EXPENSES---SECTION 202(a)		
11. FOR FARMS PAYMENT IN LIEU OF ACTUAL EXPENSES--(SECTION 202(c))		
12. REPLACEMENT HOUSING PAYMENTS FOR HOMEOWNERS--(SECTION 203 (a))		
13. RENTAL ASSISTANCE PAYMENT (TENANTS AND CERTAIN OTHERS)--(SECTION 204 (1))		
14. DOWNPAYMENT ASSISTANCE (TENANTS AND CERTAIN OTHERS)--(SECTION 204 (1))		
15. HOUSING ASSISTANCE AS LAST RESORT--(SECTION 206 (a))		
16. RELOCATION ADVISORY ASSISTANCE AND SERVICES COST--(SECTION 205)		
17. TOTAL (SUM OF LINES 6 THROUGH 16)		

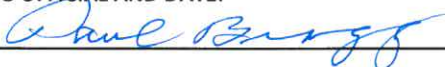
PART C. DISPLACEMENT NOT SUBJECT TO THE UNIFORM ACT	(a) NO. OF CLAIMS	(b) AMOUNT PAID
-----------------------------------------------------	-------------------	-----------------

18. MOVING AND RELATED EXPENSES		
19. REPLACEMENT HOUSING PAYMENTS (HOMEOWNER AND RENTAL)		

PART D. REAL PROPERTY ACQUISITION SUBJECT TO UNIFORM ACT	(a) NO. OF PARCELS	(b) COMPENSATION
----------------------------------------------------------	--------------------	------------------

20. TOTAL PARCELS ACQUIRED	1	\$5,500.00
----------------------------	---	------------

PART E. ADMINISTRATIVE RELOCATION APPEALS FILED UNDER UNIFORM ACT	TOTAL NO.
-------------------------------------------------------------------	-----------

21. TOTAL NUMBER OF ADMINISTRATIVE RELOCATION APPEALS FILED IN CONNECTION WITH PROJECT	
NAME OF PERSON PREPARING THIS FORM AND DATE: Shane Whitehair	SIGNATURE OF APPROVING OFFICIAL AND DATE: 
TITLE AND PHONE NUMBER: Executive Director 304/472.6564	TITLE: Mayor, Town of Burnsville



**SCBG GRANT  
FINAL PERFORMANCE REPORT  
REAL PROPERTY INVENTORY**

GRANTEE NAME	Town of Burnsville
PROJECT NAME	Route 5/Orlando Water Extension
PROJECT NUMBER	#13SCBG0001X

INVENTORY OF PROPERTY ACQUISITION	TOTAL PARCELS	TOTAL CDBG FUNDS
<b>PROJECT DESCRIPTION AND PURPOSE OF ACQUISITIONS</b>		
This project extended water service to the areas of Orlando and Route 5 in Braxton County, WV. This parcel and easement were needed to construct the tank site for the new water distribution system to serve these areas.	1	\$5,500

LIST EACH PARCEL ACQUIRED WITH CDBG FUNDS AND SUBJECT TO THE URA AS REPORTED ON PREVIOUS PAGE. DO NOT INCLUDE PERMANENT EASEMENTS.

PROPERTY ADDRESS	OWNER NAME	DATE ACQUIRED	AMOUNT	AMOUNT	INTENDED USE	VACANT LAND Yes/No	STRUCTURE Yes/No	TOTAL PER ADDRESS
WV Rte 5, Map 9D, Parcel 22, Deed Book 524, Page 476, Salt Lick District, Braxton County	Darrell & Sherri Brown	10/30/2016		\$5,500	Tank Site	Yes	No	\$5,500
<b>TOTALS</b>				<b>\$5,500</b>				<b>\$5,500</b>

NAME OF PERSON PREPARING THIS FORM AND DATE: Shane Whitehair

EMAIL	<a href="mailto:swhitehair@regionvii.com">swhitehair@regionvii.com</a>
PHONE	304/472.6564

**SCBG GRANT  
FINAL PERFORMANCE REPORT  
RELOCATION AND REAL PROPERTY ACQUISITION**

<b>1. NAME OF GRANTEE:</b>	City of Romney
<b>2. PROJECT NUMBER:</b>	12SCBG0004


PART A. PERSONS DISPLACED BY ACTIVITIES SUBJECT TO THE UNIFORM ACT	(a) TOTAL	(b) NO. OF OWNERS	(c) NO. OF TENANTS
3. HOUSEHOLDS (FAMILIES AND INDIVIDUALS):			
4. BUSINESSES AND NONPROFIT ORGANIZATIONS:			
5. FARMS:			

PART B. RELOCATION PAYMENTS AND EXPENSES UNDER THE UNIFORM ACT	(a) NO. OF CLAIMS	(b) AMOUNT PAID
6. PAYMENTS FOR MOVING	ACTUAL EXPENSES---SECTION 202(a))	
7. EXPENSES FOR HOUSEHOLDS	FIXED PAYMENT INCLUDING DISLOCATION ALLOWANCE--(SECTION 202(a))	
8. PAYMENTS FOR MOVING EXPENSES FOR	ACTUAL EXPENSES---SECTION 202(a))	
9. BUSINESS AND NON-PROFIT ORGANIZATIONS	PAYMENT IN LIEU OF ACTUAL EXPENSES--(SECTION 202(a))	
10. PAYMENTS FOR MOVING EXPENSES	ACTUAL EXPENSES---SECTION 202(a))	
11. FOR FARMS	PAYMENT IN LIEU OF ACTUAL EXPENSES--(SECTION 202(c))	
12. REPLACEMENT HOUSING PAYMENTS FOR HOMEOWNERS--(SECTION 203 (a))		
13. RENTAL ASSISTANCE PAYMENT (TENANTS AND CERTAIN OTHERS)--(SECTION 204 (1))		
14. DOWNPAYMENT ASSISTANCE (TENANTS AND CERTAIN OTHERS)--(SECTION 204 (1))		
15. HOUSING ASSISTANCE AS LAST RESORT--(SECTION 206 (a))		
16. RELOCATION ADVISORY ASSISTANCE AND SERVICES COST--(SECTION 205)		
17. TOTAL (SUM OF LINES 6 THROUGH 16)		

PART C. DISPLACEMENT NOT SUBJECT TO THE UNIFORM ACT	(a) NO. OF CLAIMS	(b) AMOUNT PAID
18. MOVING AND RELATED EXPENSES		
19. REPLACEMENT HOUSING PAYMENTS (HOMEOWNER AND RENTAL)		

PART D. REAL PROPERTY ACQUISITION SUBJECT TO UNIFORM ACT	(a) NO. OF PARCELS	(b) COMPENSATION
20. TOTAL PARCELS ACQUIRED		

PART E. ADMINISTRATIVE RELOCATION APPEALS FILED UNDER UNIFORM ACT	TOTAL NO.
21. TOTAL NUMBER OF ADMINISTRATIVE RELOCATION APPEALS FILED IN CONNECTION WITH PROJECT	

NAME OF PERSON PREPARING THIS FORM AND DATE: Pam Keplinger	11/07/2016	SIGNATURE OF APPROVING OFFICIAL AND DATE: 
TITLE AND PHONE NUMBER: Project Assistant, Region 8 PDC	304-257-2448	TITLE: Mayor, City of Romney

